



Office of Global Engagement

UNIVERSITY OF GEORGIA



2017-18 GLOBAL ENGAGEMENT REPORTS BY COLLEGE / SCHOOL



UNIVERSITY OF GEORGIA

2017-18 Global Engagement Reports by College / School

A publication of the University of Georgia®
Office of Global Engagement

LAYOUT

Jaci Hawkins

DATA

Colin McKenzie

John Stocklin

Tanta Munthe

ADMINISTRATION

Jere W. Morehead, President

Libby Morris, Interim Senior Vice President for
Academic Affairs and Provost

Noel Fallows, Associate Provost for
Global Engagement

GLOBAL EDUCATION

Yana Cornish, Director of Global Education

Chris Robinson, Director of Cortona INTL Center

Hilda Mata, Director of Costa Rica INTL Center

James McClung, Director of Oxford INTL Center

Amanda El-Kadi, Advisor

Colleen Larson, Advisor

Jacob Moore, Liason

John Stocklin, Database Administrator

Kaija Lazda, Advisor

Sarah Quinn, Advisor

Tiffany Brown, Advisor

The University of Georgia

Office of Global Engagement

1324 S. Lumpkin St.

Athens, GA 30602

706-542-2900

studyaway@uga.edu

<http://www.studyaway.uga.edu>

© 2018 The University of Georgia®

No part of this publication may be reproduced
without permission from OGE.

Contents

International Engagement: Overview.....	4
Domestic Field Study Engagement: Overview.....	10
College of Agricultural and Environmental Sciences.....	12
College of Education.....	14
College of Engineering.....	16
College of Environment and Design.....	18
College of Family and Consumer Sciences.....	20
College of Pharmacy.....	22
College of Public Health.....	24
College of Veterinary Medicine.....	26
Franklin College of Arts and Sciences.....	28
Grady College of Journalism and Mass Communication.....	30
Odum School of Ecology.....	32
School of Law.....	34
School of Public and International Affairs.....	36
School of Social Work.....	38
Terry College of Business.....	40
Warnell School of Forestry and Natural Resources.....	42

INTERNATIONAL ENGAGEMENT: OVERVIEW

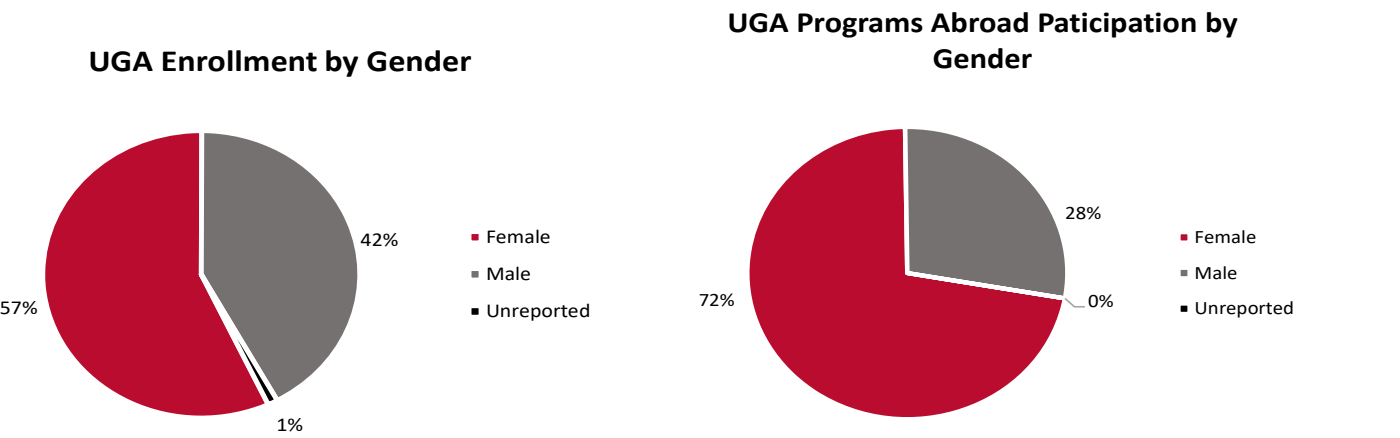
Strategic Goal: Increase the number of undergraduates who participate in study abroad or student exchange programs to 35% by 2020.

Source: UGA 2020 Strategic Plan, strategic direction IV: Serving the Citizens of the State of Georgia and Beyond, Section C.

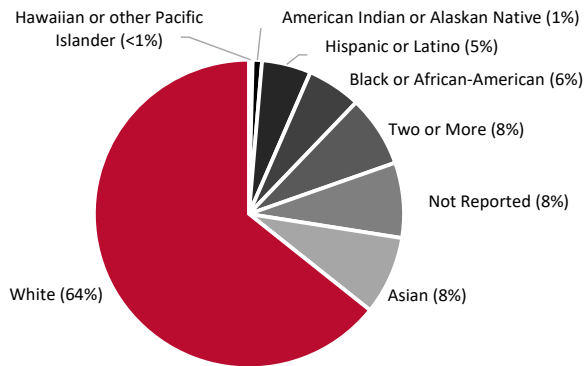
This publication provides overall data on student global engagement at the University of Georgia. It is organized by college and school to provide baseline information for units as they evaluate and expand global education and experiential learning opportunities for students. Information on study abroad programs, OGE allocations, scholarships, and credit hour generation is included to provide a holistic understanding of the numerous dimensions of the study abroad experience.

In the 2018 – 2019 academic year, the Global Education Office developed new services and resources for advisors and academic units. These include:

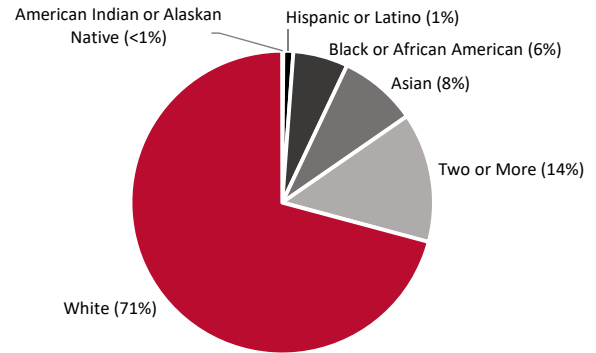
- Targeted Training & Development sessions for advisors, faculty, and staff that count towards the Global Certificate
- New outreach initiatives to promote participation of underrepresented students in study abroad in partnership with on-campus units
- The development of the Embedded program model to create more accessibility points for students interested in study abroad
- Additional support mechanisms for faculty and staff running study abroad programs, including:
 - targeted advertising and marketing campaigns to promote student enrollment;
 - online Risk Management workshops; and
 - hiring a dedicated staff member for faculty-led program coordination.



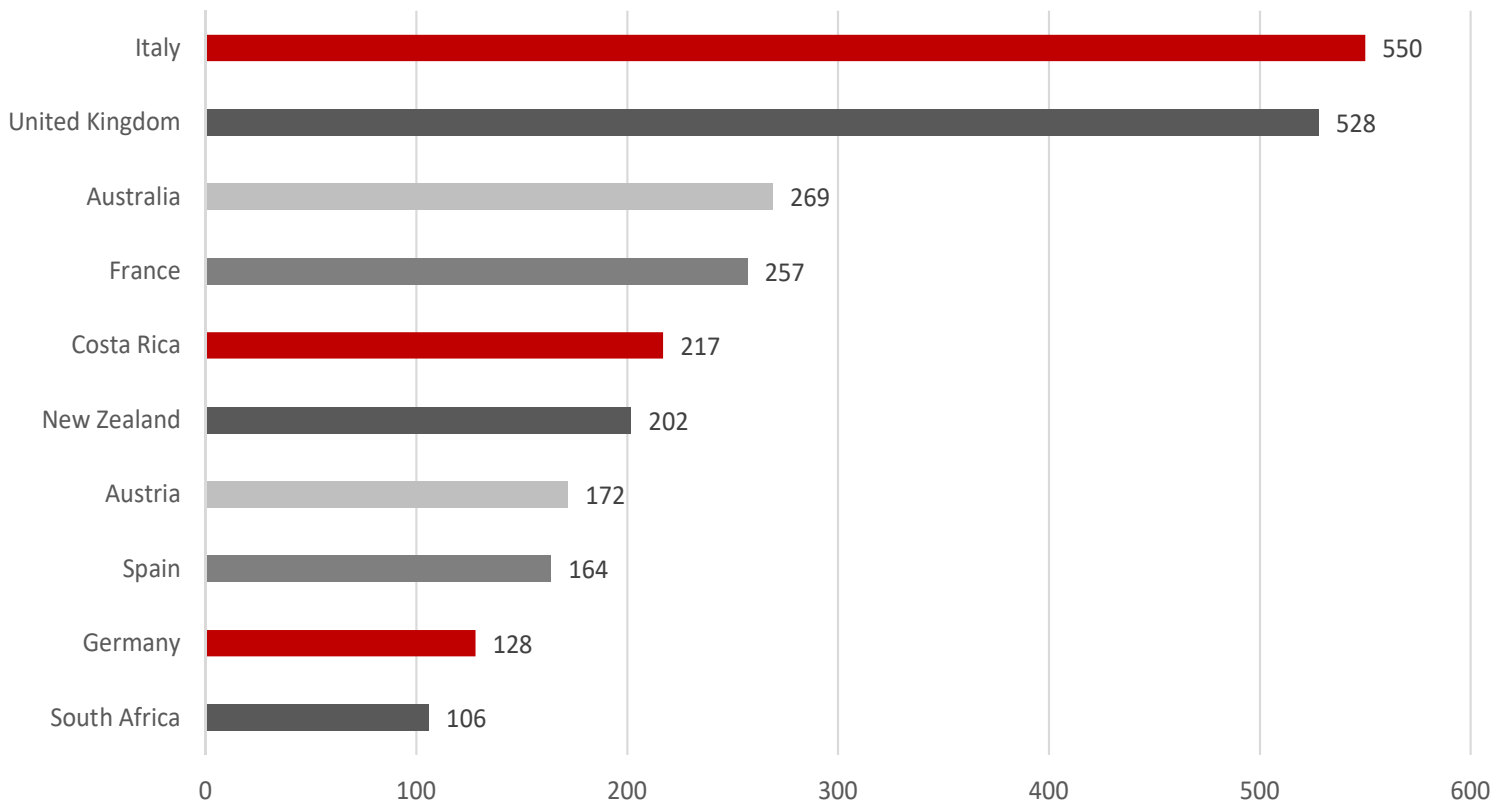
UGA Programs Abroad Enrollment by Ethnicity/Race



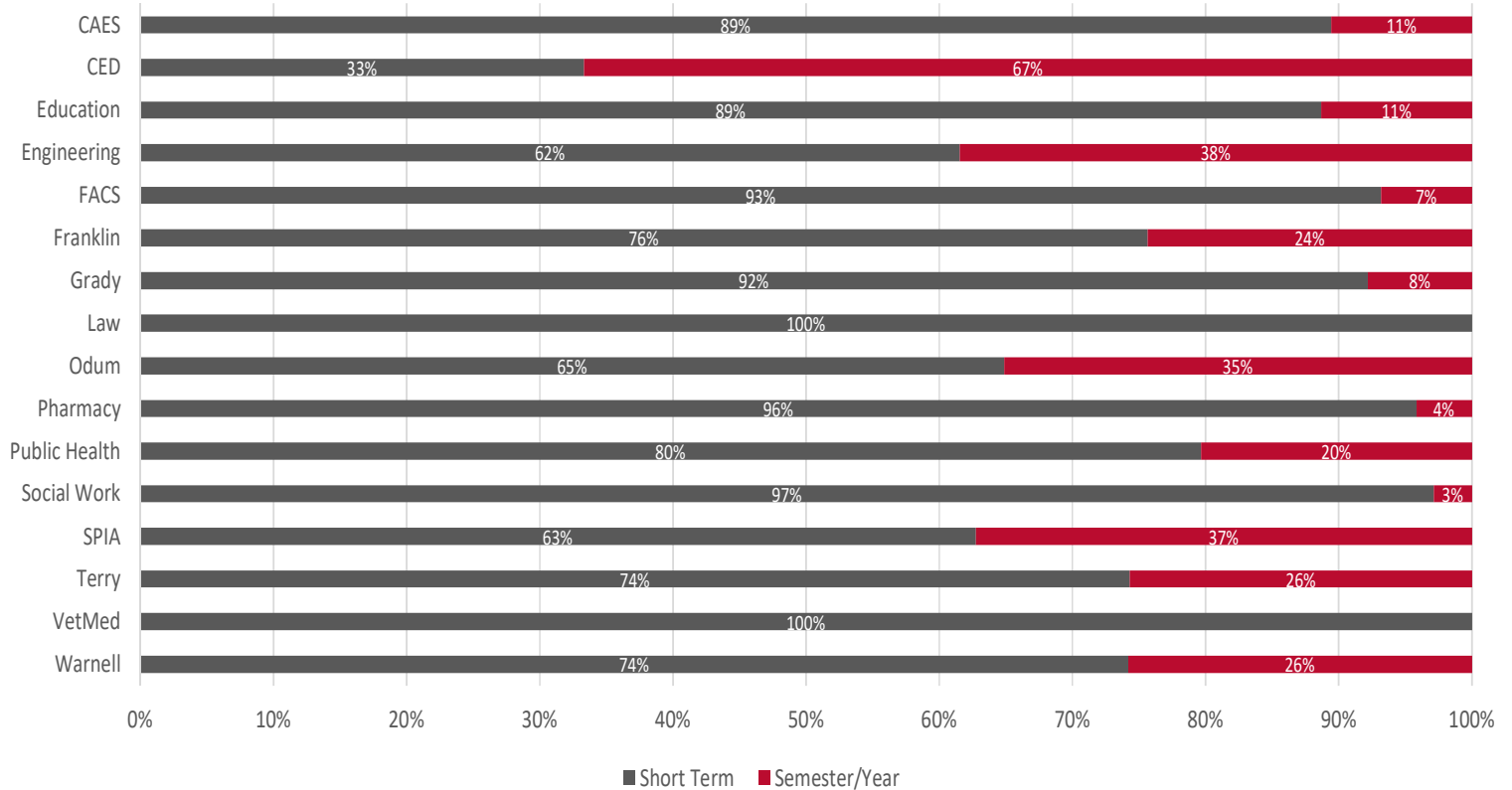
UGA Enrollment by Ethnicity/Race



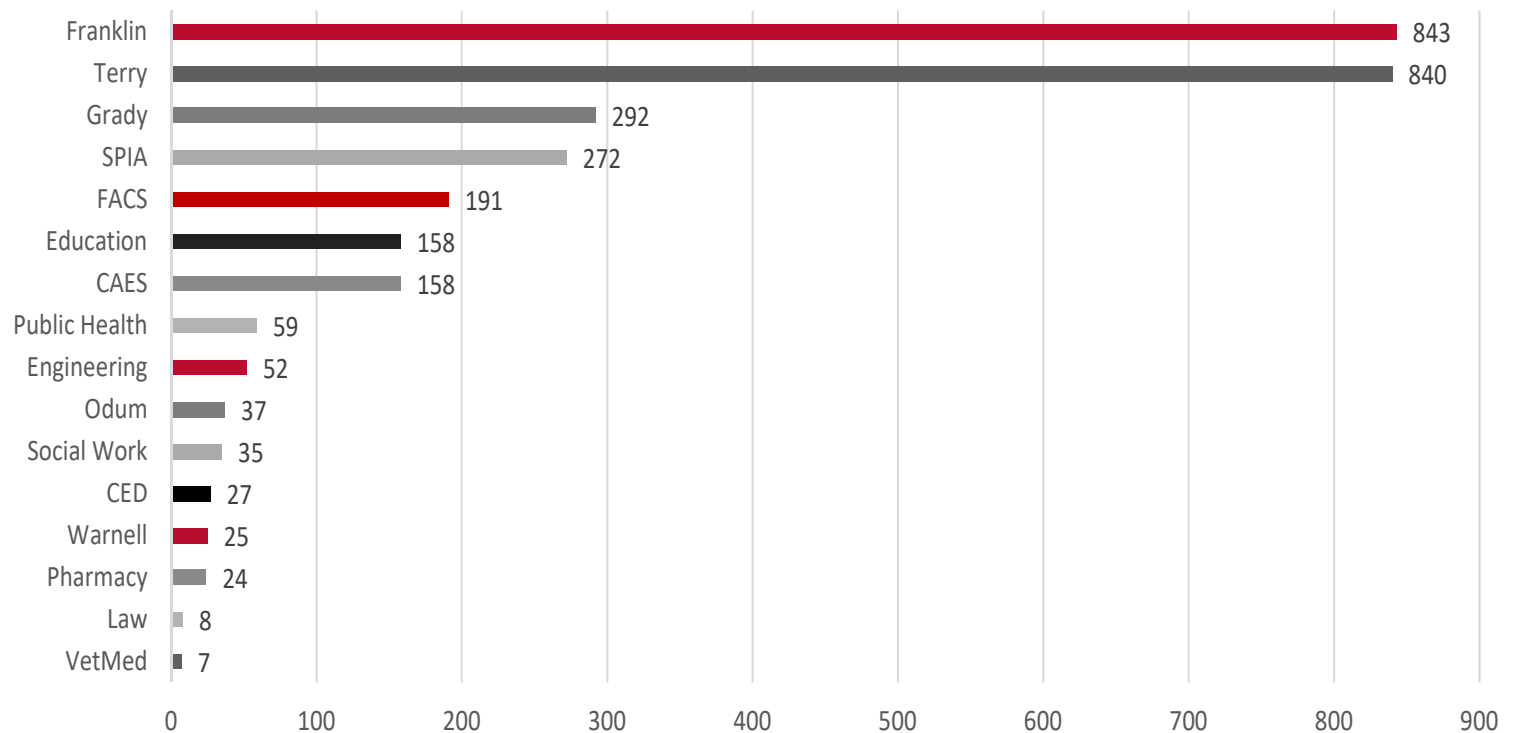
Top 10 Countries Visited



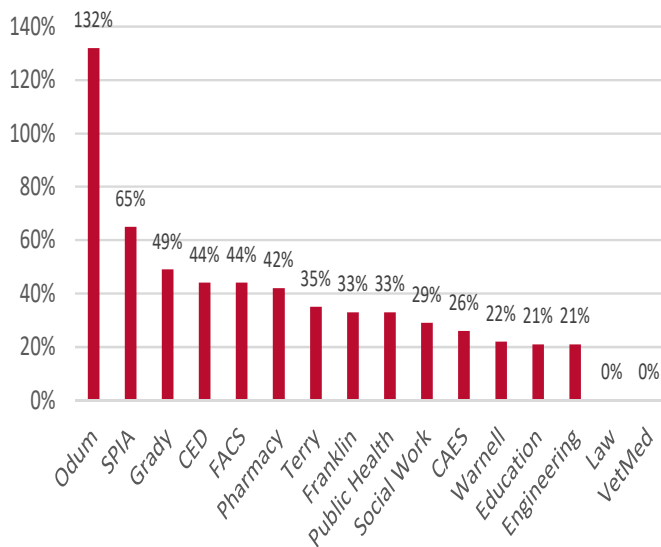
UGA Participation Abroad by Program Length, Academic Year 2017-2018



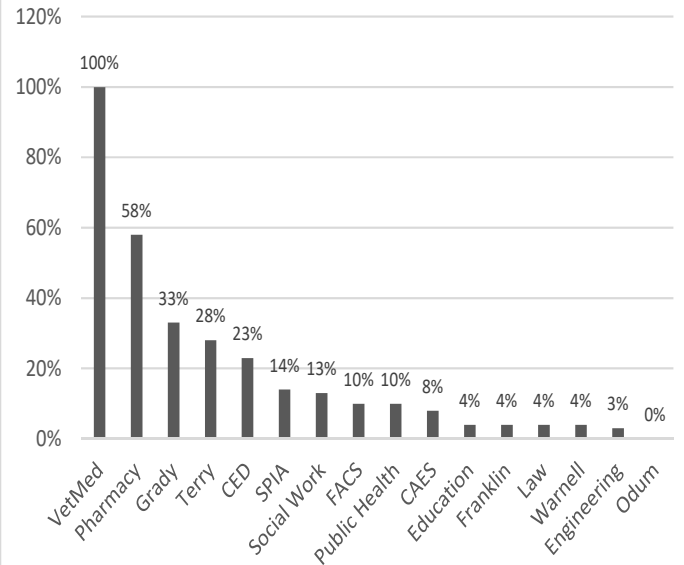
Number of UGA Student Participants in Programs Abroad, Academic Year 2017-2018



UGA Undergraduate Participation in Programs Abroad, Academic Year 2017-2018

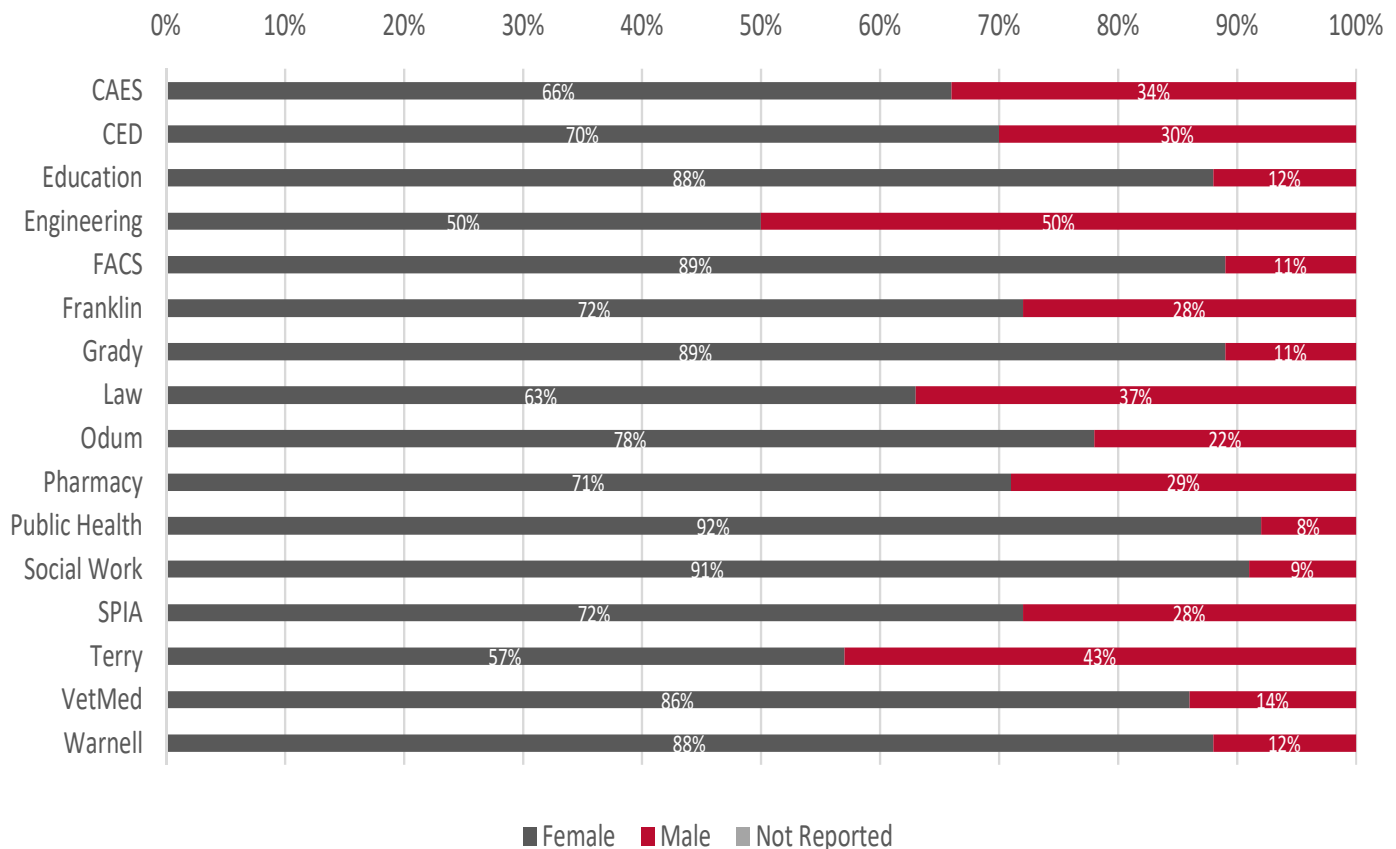


UGA Graduate Participation in Programs Abroad, Academic Year 2017-2018

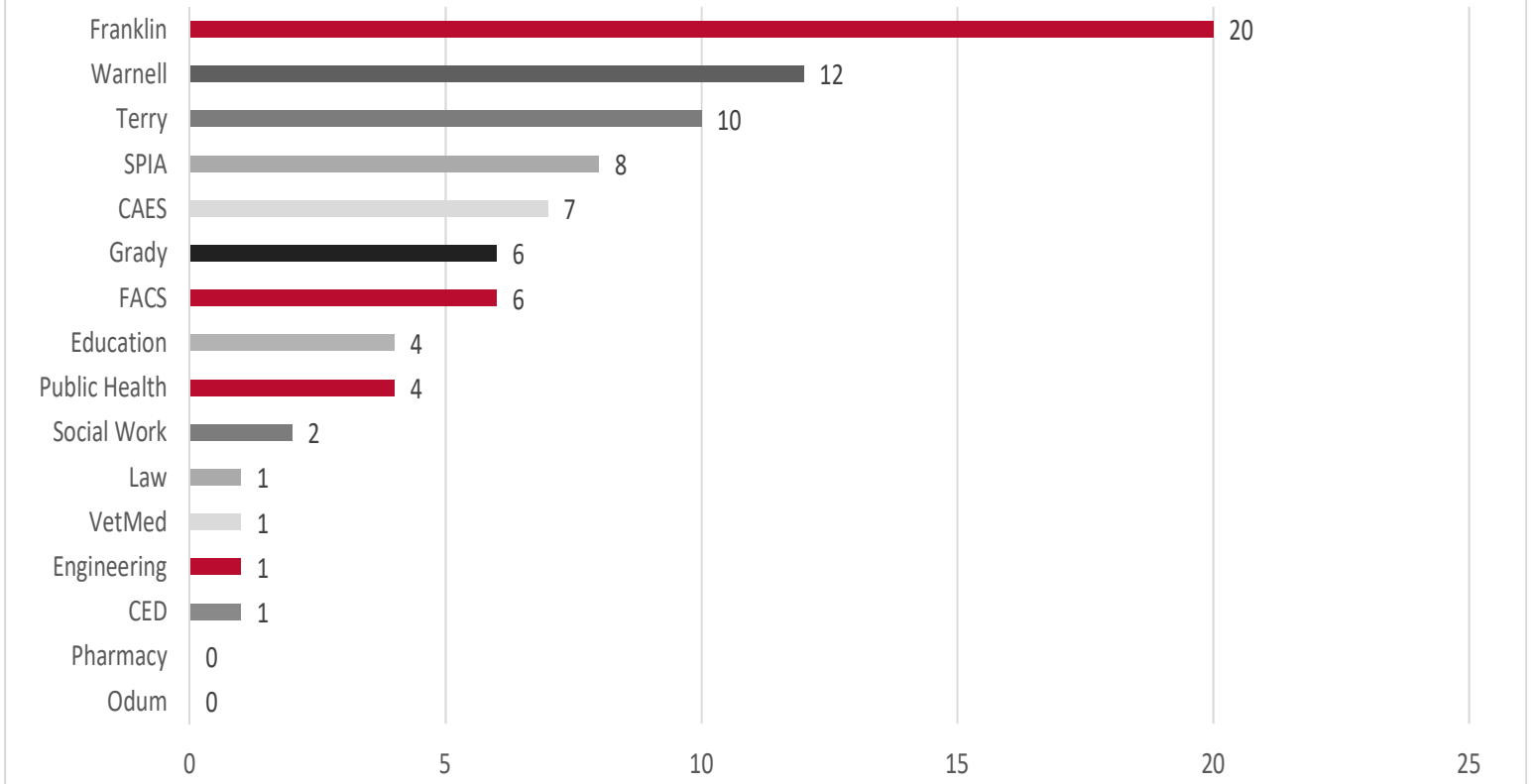


* Participation rates calculated using the Institute of International Education (IIE) metric of number of study abroad students divided by number of degrees conferred. Estimates of undergraduate participation rates may exceed 100 percent due to factors such as students studying abroad more than once, student attrition, and varying cohort sizes from year to year.

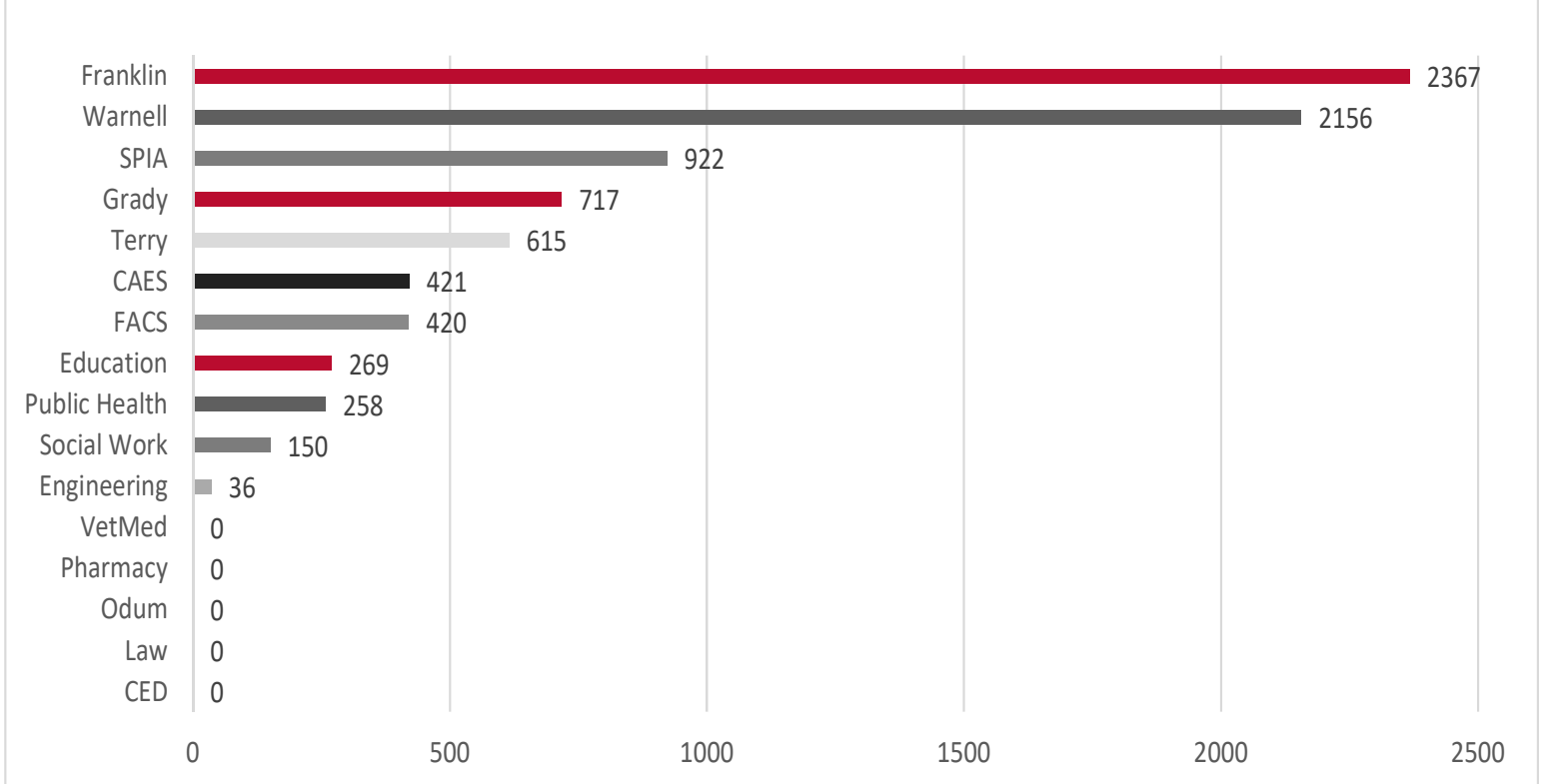
UGA Student Participation in Programs Abroad by Gender, Academic year 2017-2018



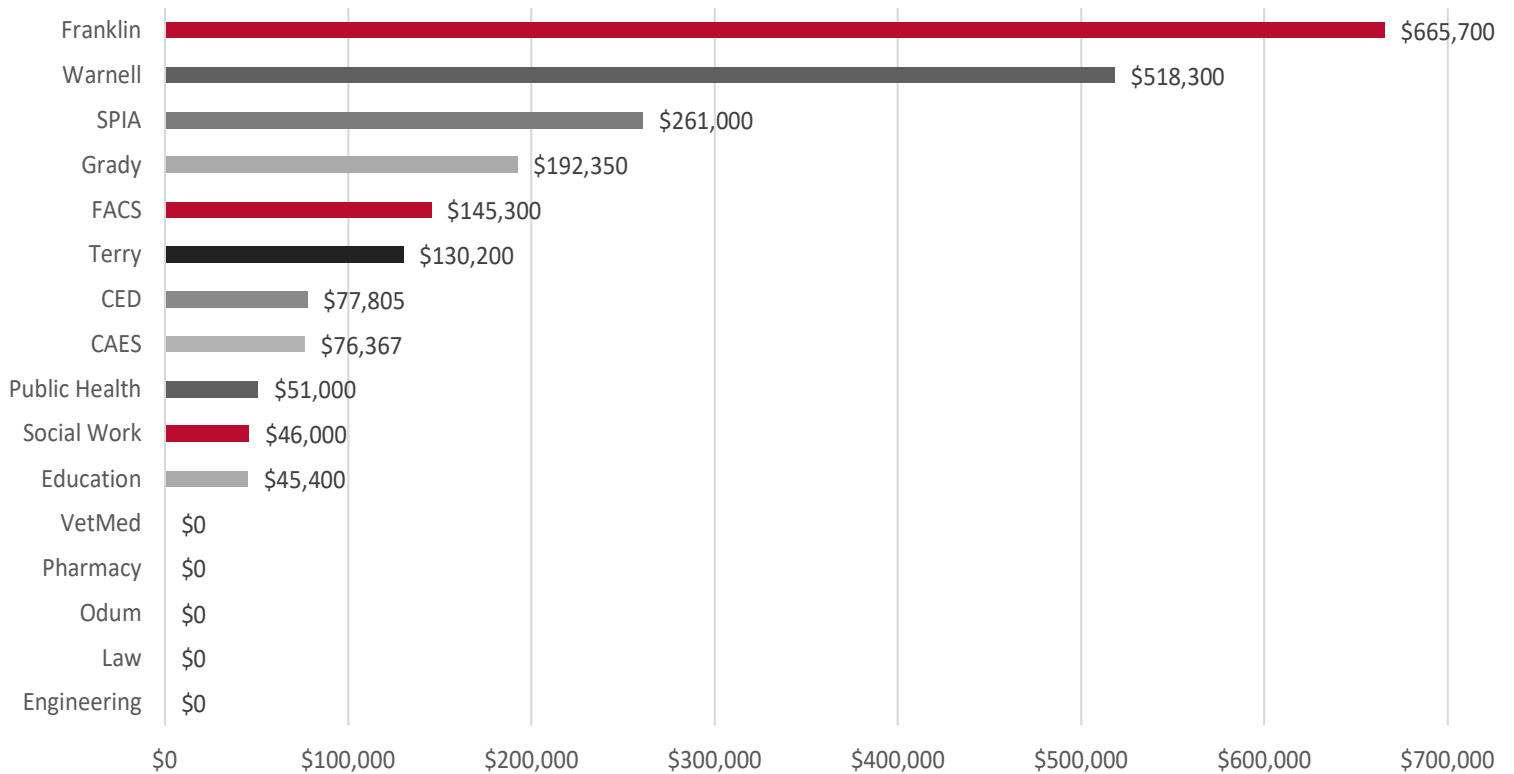
Number of UGA Faculty-Led Study Abroad Programs, Academic Year 2017-2018



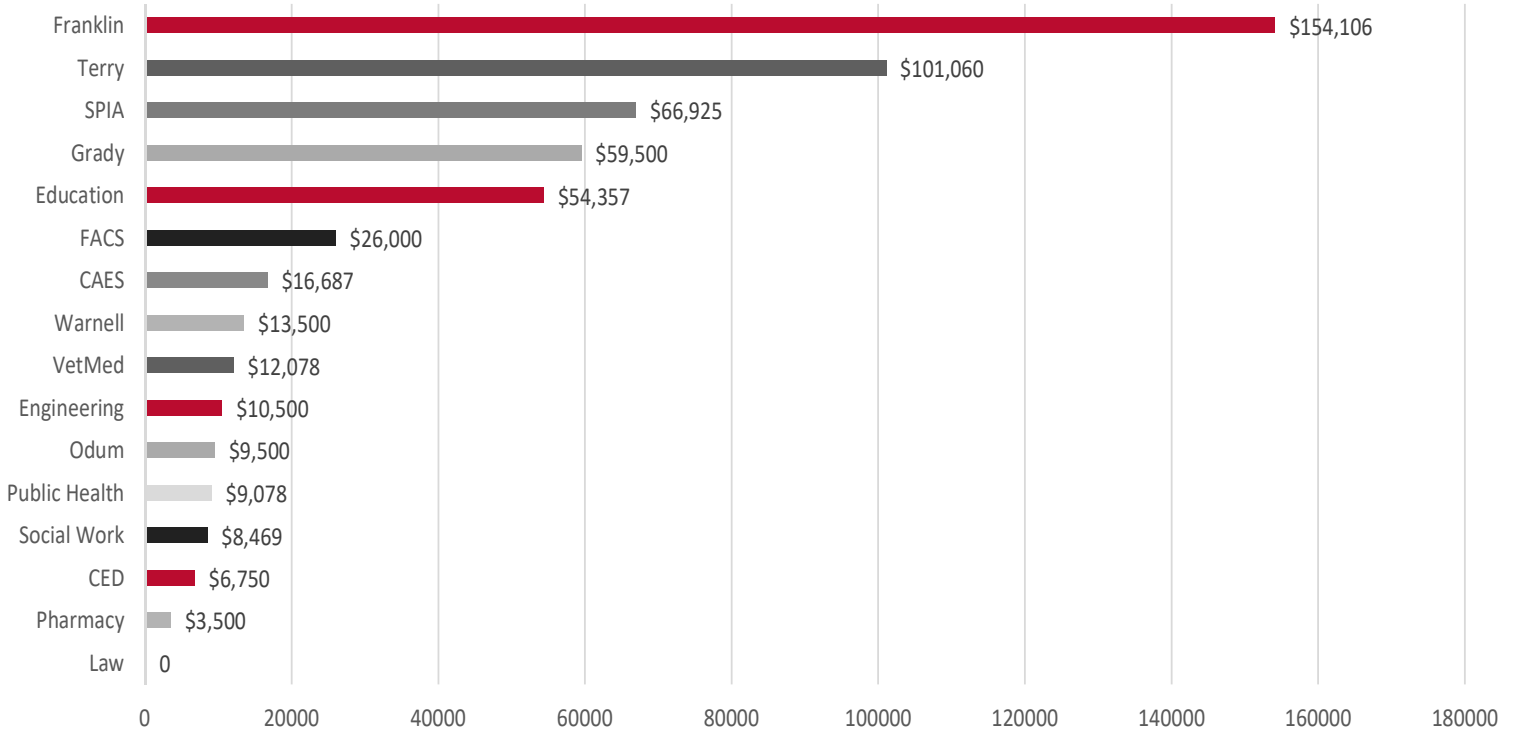
Total Credit Hours Generated by UGA Programs Abroad, Academic Year 2017-2018



UGA Study Abroad Program Allocations, Academic Year 2017-2018



OGE Administered Scholarship Awards to Education Abroad Participants, Academic Year 2017-2018



Sources:

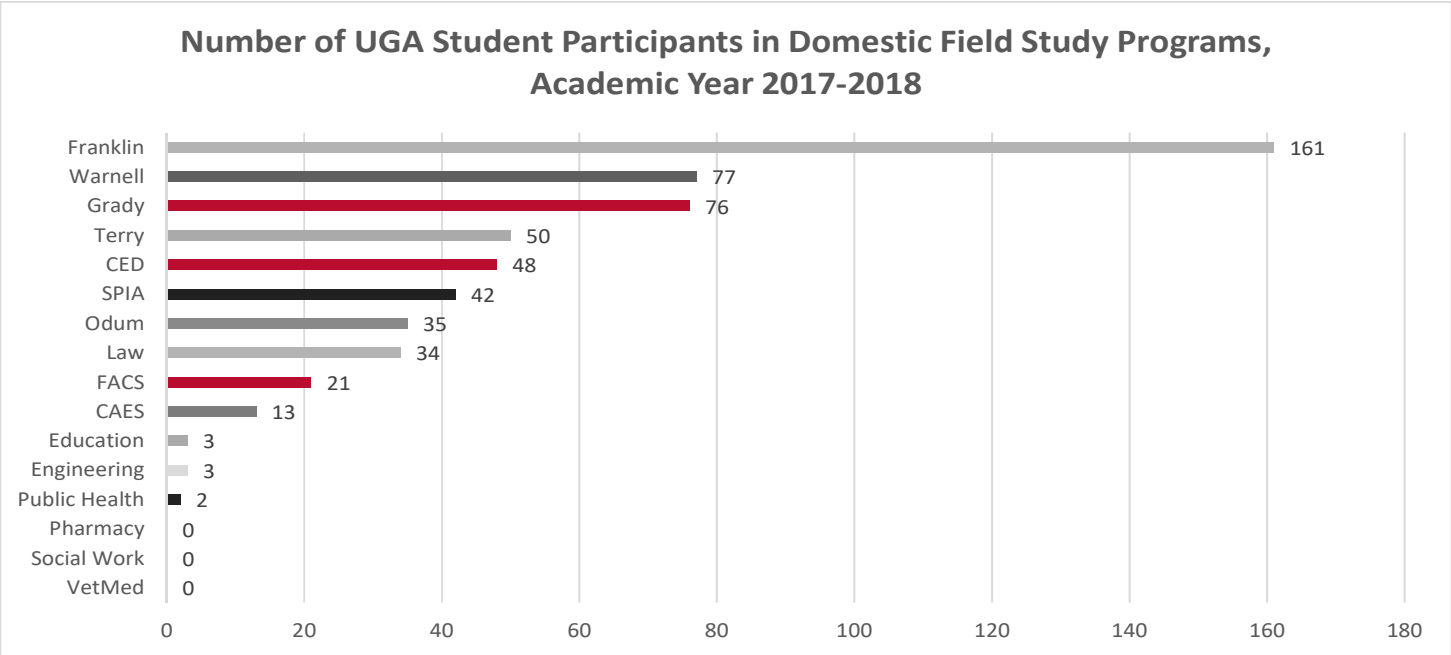
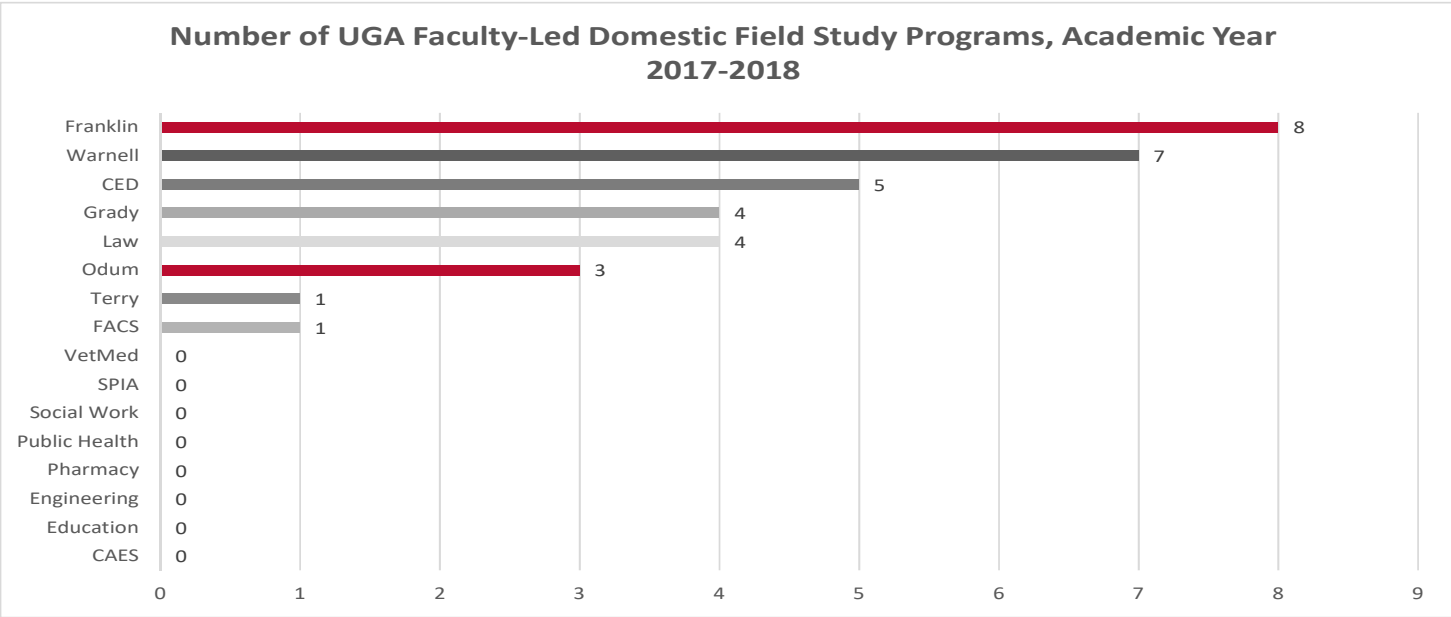
UGA Fact Book. Publication. Office of Institutional Research, University of Georgia. Office of Institutional Research, 2018.
Office of Global Engagement StudyAway Portal Statistics from 2017-2018.

DOMESTIC FIELD STUDY ENGAGEMENT: OVERVIEW

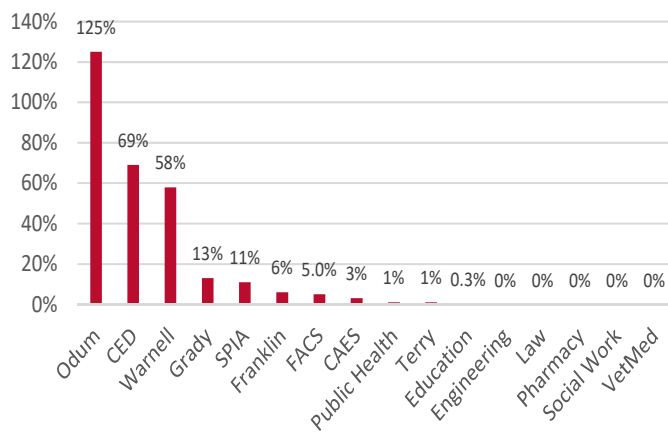
In 2018, the Office of International Education transitioned into an oversight role for UGA's existing domestic programming. To reflect this expanded global portfolio, OIE was renamed the Office of Global Engagement (OGE). Nearly 50 domestic field study programs are offered through OGE, with over 30 running in 2018. These are designed and led by faculty across 7 of UGA's colleges and provide hands-on, site-specific work in 20 distinct locations throughout the southeast, the midwest, the east coast, and along the west coast. From arts-focused internships in Los Angeles to studying marine life in Key Largo, Florida, domestic field study offerings span the diversity of the student experience at UGA.

Through OGE, UGA's field study programs now provide participating students with:

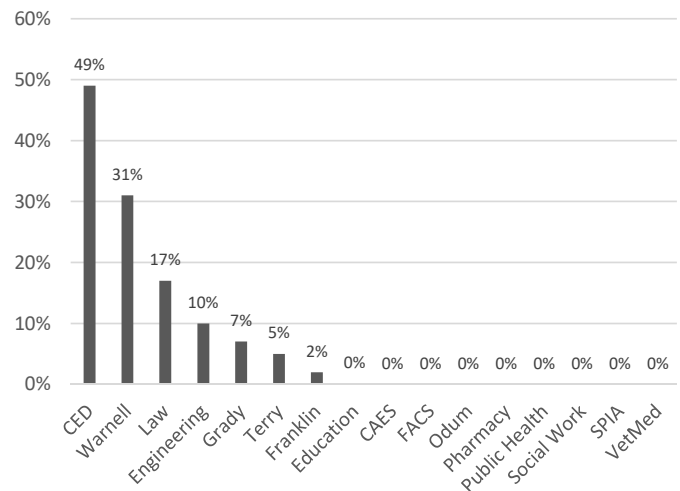
- Academic advisors
- Program information and applications through the centralized StudyAway Portal
- Risk management training for all program directors
- Online program evaluations and student feedback



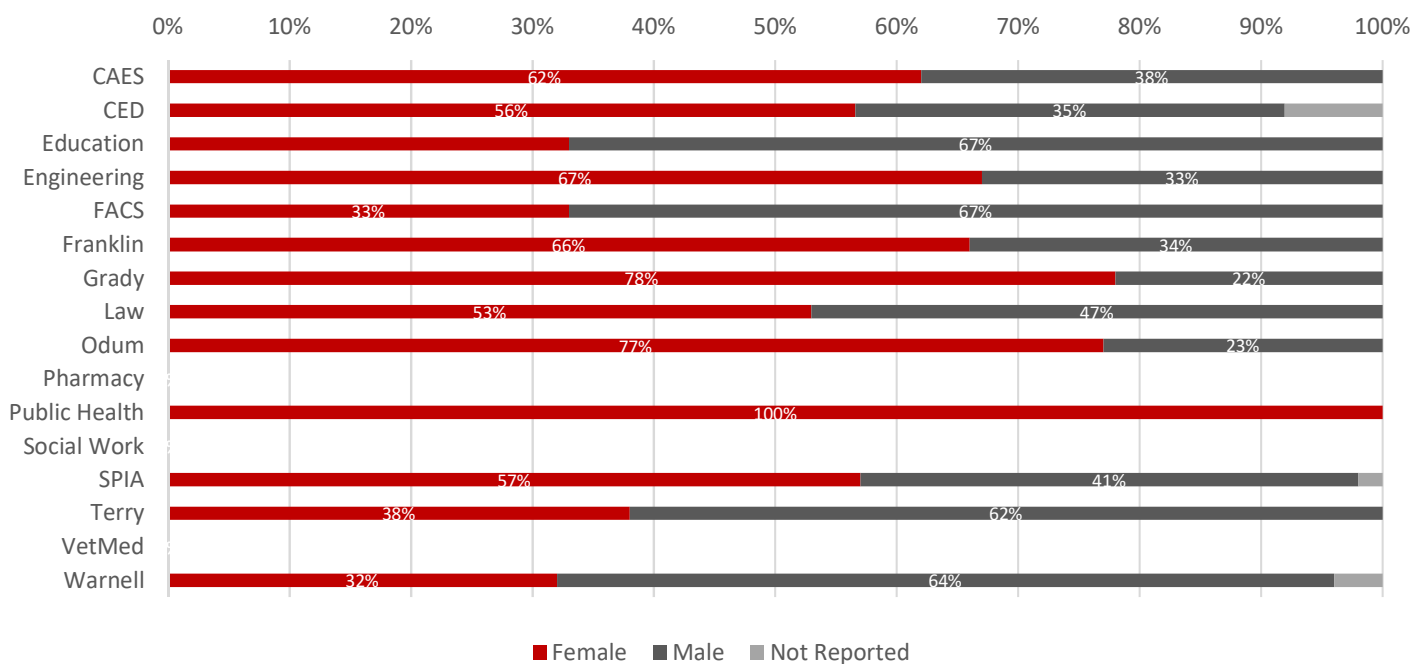
UGA Undergraduate Participation in Domestic Field Study Programs, Academic Year 2017-2018



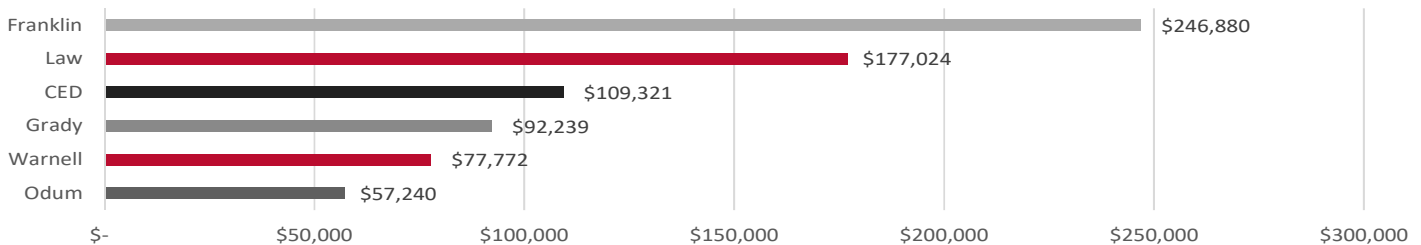
UGA Graduate Participation in Domestic Field Study Programs, Academic Year 2017-2018



UGA Student Participation in Domestic Field Study Programs by Gender, Academic year 2017-2018



UGA Domestic Field Study Program Tuition Returns, Academic year 2017-2018



Sources:

UGA Fact Book. Publication. Office of Institutional Research, University of Georgia. Office of Institutional Research, 2018.
Office of Global Engagement StudyAway Portal Statistics from 2017-2018.

College of Agricultural & Environmental Sciences

158

students participated
in international education

13

students participated
in domestic field study

20

unique countries
visited by students

7

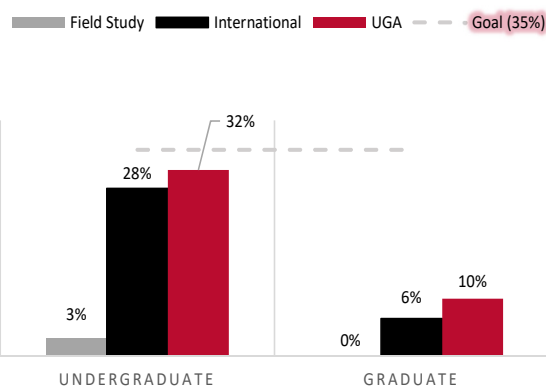
international programs
run out of CAES

0

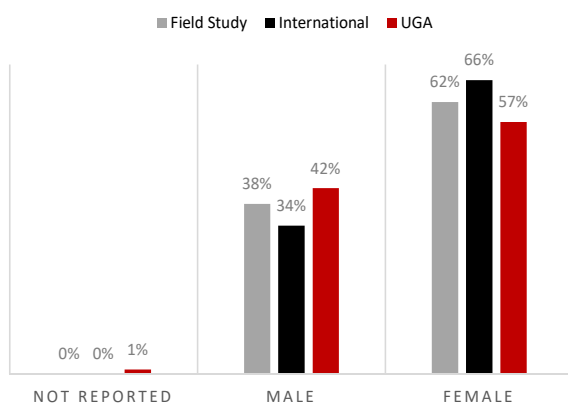
field study programs
run out of CAES

Strategic Goal: Increase the number of undergraduates who participate in study abroad or student exchange programs to 35% by 2020. (UGA 2020 Strategic Plan, strategic direction IV: Serving the Citizens of the State of Georgia and Beyond, Section C)

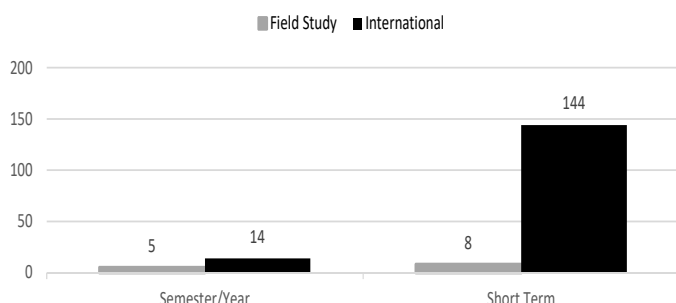
Global Education Participation by Academic Level, CAES



Global Education Participation by Gender, CAES



Global Education Participation by Program Length, CAES



Most Popular Countries

Country	# of Visits	% of Total
France	31	14%
Italy	30	13%
United Kingdom	24	11%
Costa Rica	23	10%
Australia	17	8%

Participation by Program Type

Program Type	# of Students	% of Total
UGA Faculty-Led	102	60%
UGA Residential Center	40	23%
UGA Domestic Field Study	13	8%
Non-UGA	6	4%
UGA Exchange	4	2%
UGA Independent Experience	4	2%
UGA Dual Degree	2	1%
Total	171	

CAES International Programs

Program Name	OGE Allocation	Credit Hours Generated
Art and Gardens of Italy, France, England, Scotland, and Ireland	\$18,000.00	105
Economics of Grass-Fed Beef Production in Uruguay	\$8,600.00	44
France: Food Production, Culture and the Environment	\$18,000.00	120
International Agriculture Internships	\$0.00	0
Scotland Service-Learning Project Addressing Food Insecurity	\$8,767.00	30
Tropical Entomology in Ecuador and the Galapagos	\$23,000.00	122
UGA/Padova Dual Degree Program	\$0.00	0
Total	\$76,367.00	421

**Office of Global Engagement Scholarships
Awarded to CAES Students**

Scholarship	Amount
Costa Rica Programs Incentive	\$4,000.00
Asia Georgia Scholarship	\$3,500.00
Cortona Scholarships Incentive	\$2,500.00
Studies Abroad Scholarships	\$2,500.00
UGA Foundation Study Abroad Scholarship	\$2,000.00
Adams Scholarship	\$1,500.00
Graduate Dean's Travel Award	\$678.00
Total	\$16,687.00

Credit Hour Generation Through Study Abroad*

School of Agri and Environmental Sciences: Fall 2006-Summer 2018												
	General Abroad			Oxford			Cortona			Costa Rica		
	Undergrad	Grad	Total	Undergrad	Grad	Total	Undergrad	Grad	Total	Undergrad	Grad	Total
Summer 2018	379	4	383	0	0	0	120	0	120	0	0	0
Spring 2018	27	0	27	0	0	0	0	0	0	0	0	0
Fall 2017	0	0	0	0	0	0	0	0	0	30	6	36
Total 2017-2018			410			0			120			36
Summer 2017	312	0	312	0	0	0	116	0	116	0	0	0
Spring 2017	0	0	0	0	0	0	0	0	0	0	0	0
Fall 2016	0	0	0	0	0	0	0	0	0	24	14	38
Total 2016-2017			312			0			116			38
Summer 2016	398	18	416	0	0	0	116	0	116	0	0	0
Spring 2016	30	0	30	0	0	0	0	0	0	3	0	3
Fall 2015	0	6	6	0	0	0	0	0	0	30	10	40
Total 2015-2016			452			0			116			43
Summer 2015	171	3	174	0	0	0	108	0	108	16	2	18
Spring 2015	0	0	0	0	0	0	0	0	0	0	0	0
Fall 2014	0	0	0	0	0	0	0	0	0	37	6	43
Total 2014-2015			174			0			108			61
Summer 2014	473	0	473									
Spring 2014	19	9	28									
Fall 2013	26	16	42									
Total 2013-2014			543									
Summer 2013	468	24	492									
Spring 2013	17	0	17									
Fall 2012	0	8	8									
Total 2012-2013			517									
Summer 2012	374	3	377									
Spring 2012	0	0	0									
Fall 2011	4	0	4									
Total 2011-2012			381									
Summer 2011	456	16	472									
Spring 2011	0	0	0									
Fall 2010	0	0	0									
Total 2010-2011			472									
Summer 2010	323	11	334									
Spring 2010	0	0	0									
Fall 2009	0	0	0									
Total 2009-2010			334									
Summer 2009	350	2	352									
Spring 2009	312	4	316									
Fall 2008	0	0	0									
Total 2008-2009			668									
Summer 2008	315	3	318									
Spring 2008	3	0	3									
Fall 2007	0	0	0									
Total 2007-2008			321									
Summer 2007	140	16	156									
Spring 2007	0	0	0									
Fall 2006	0	0	0									
Total 2006-2007			156									
Grand Total 2006-2018			4,740			0			460			178

*Prior to Fall 2014 credit hour generation for International Centers in Oxford, Cortona, and Costa Rica was not recorded. Since 2014, the International Centers have generated an additional 10,463 credit hours (Oxford [2,702], Cortona [5,280], and Costa Rica [2,481]) attributed to students outside of specific colleges and labeled as "Other Units Outside of Academic School/College" in the Office of Institutional Research report. Since 2006, the OIR Report attributed a total of 15,937 "Outside of Academic School/College" credit hours to general study abroad in addition to the International Centers. These "Outside of Academic School/College" credit hours are not reported in the table above.

Sources:

UGA Fact Book. Publication. Office of Institutional Research, University of Georgia. Office of Institutional Research, 2018.
Office of Global Engagement StudyAway Portal Statistics from 2017-2018.

College of Education

158

students participated
in international education

3

students participated
in domestic field study

34

unique countries
visited by students

4

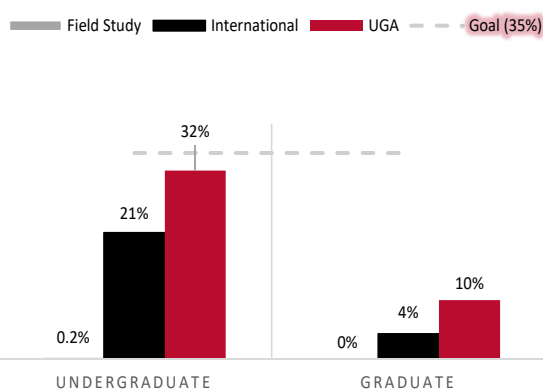
international programs
run out of Education

0

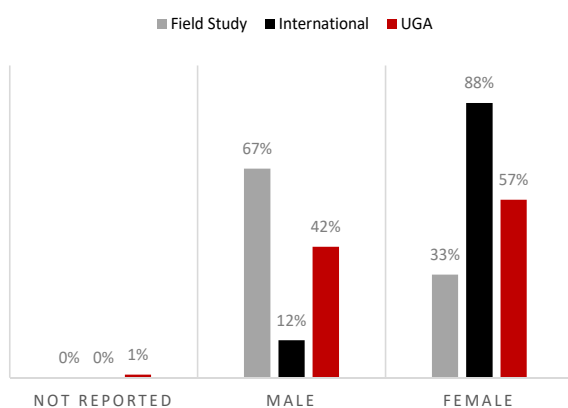
field study programs
run out of Education

Strategic Goal: Increase the number of undergraduates who participate in study abroad or student exchange programs to 35% by 2020. (UGA 2020 Strategic Plan, strategic direction IV: Serving the Citizens of the State of Georgia and Beyond, Section C)

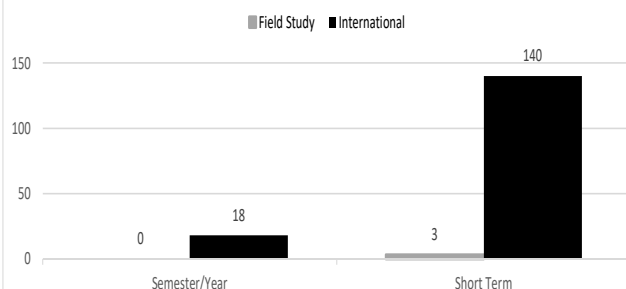
Global Education Participation by Academic Level, Education



Global Education Participation by Gender, Education



Global Education Participation by Program Length, Education



Most Popular Countries

Country	# of Visits	% of Total
Italy	31	16%
Costa Rica	23	12%
United Kingdom	19	10%
Australia	17	9%
Ghana	12	6%

Participation by Program Type

Program Type	# of Students	% of Total
UGA Faculty-Led	102	72%
UGA Residential Center	35	25%
UGA Independent Experience	10	7%
Non-UGA	9	6%
UGA Domestic Field Study	3	1%
UGA Exchange	2	.7%
Total	161	

College of Education International Programs

Program Name	OGE Allocation	Credit Hours Generated
Consortium of Overseas Student Teaching (COST)	\$0.00	75
Ghana Study Abroad in Education	\$9,900.00	33
Modena Italy Study Abroad Experience	\$20,000.00	93
Study Abroad in Athletic Training: Taiwan Maymester	\$15,500.00	68
Total:	\$45,400.00	269

**Office of Global Engagement Scholarships
Awarded to College of Education Students**

Scholarship	Amount
Costa Rica Programs Incentive	\$15,500.00
Asia Georgia Scholarship	\$13,910.00
Studies Abroad Scholarships	\$7,000.00
Cortona Scholarships Incentive	\$6,500.00
Graduate Dean's Travel Award	\$3,097.00
Oxford Scholarships Incentive	\$3,000.00
Murphy Foundation International Study	\$2,000.00
UGA Foundation Study Abroad Scholarship	\$1,750.00
McMullan Scholarship	\$1,600.00
Total	\$54,357.00

Credit Hour Generation Through Study Abroad*

School of Education: Fall 2006-Summer 2018												
	General Abroad			Oxford			Cortona			Costa Rica		
	Undergrad	Grad	Total	Undergrad	Grad	Total	Undergrad	Grad	Total	Undergrad	Grad	Total
Summer 2018	100	61	161	0	0	0	0	0	0	58	32	90
Spring 2018	47	0	47	0	0	0	0	0	0	0	0	0
Fall 2017	35	33	68	0	0	0	0	0	0	0	0	0
Total 2017-2018			276			0			0			90
Summer 2017	178	53	231	0	0	0	0	0	0	18	0	18
Spring 2017	54	0	54	0	0	0	0	0	0	0	0	0
Fall 2016	6	24	30	0	0	0	0	0	0	0	0	0
Total 2016-2017			315			0			0			18
Summer 2016	229	66	295	0	0	0	0	0	0	18	4	23
Spring 2016	18	7	25	1	0	1	0	0	0	0	0	0
Fall 2015	0	21	21	0	0	0	0	0	0	0	0	0
Total 2015-2016			341			1			0			23
Summer 2015	460	42	502	0	0	0	0	0	0	62	6	68
Spring 2015	51	0	51	0	0	0	0	0	0	3	0	3
Fall 2014	36	3	39	0	0	0	0	0	0	2	0	2
Total 2014-2015			592			0			0			73
Summer 2014	298	69	367									
Spring 2014	15	0	15									
Fall 2013	29	9	38									
Total 2013-2014			420									
Summer 2013	359	53	412									
Spring 2013	0	0	0									
Fall 2012	0	0	0									
Total 2012-2013			412									
Summer 2012	206	37	243									
Spring 2012	0	0	0									
Fall 2011	0	0	0									
Total 2011-2012			243									
Summer 2011	280	24	304									
Spring 2011	43	0	43									
Fall 2010	0	0	0									
Total 2010-2011			347									
Summer 2010	246	71	317									
Spring 2010	51	0	51									
Fall 2009	0	0	0									
Total 2009-2010			368									
Summer 2009	326	45	371									
Spring 2009	1	0	1									
Fall 2008	0	0	0									
Total 2008-2009			372									
Summer 2008	223	60	283									
Spring 2008	0	0	0									
Fall 2007	5	0	5									
Total 2007-2008			288									
Summer 2007	134	122	256									
Spring 2007	0	0	0									
Fall 2006	0	0	0									
Total 2006-2007			256									
Grand Total 2006-2018			4,230			1			0			204

*Prior to Fall 2014 credit hour generation for International Centers in Oxford, Cortona, and Costa Rica was not recorded. Since 2014, the International Centers have generated an additional 10,463 credit hours (Oxford [2,702], Cortona [5,280], and Costa Rica [2,481]) attributed to students outside of specific colleges and labeled as "Other Units Outside of Academic School/College" in the Office of Institutional Research report. Since 2006, the OIR Report attributed a total of 15,937 "Outside of Academic School/College" credit hours to general study abroad in addition to the International Centers. These "Outside of Academic School/College" credit hours are not reported in the table above.

Sources:

UGA Fact Book. Publication. Office of Institutional Research, University of Georgia. Office of Institutional Research, 2018.
Office of Global Engagement StudyAway Portal Statistics from 2017-2018.

College of Engineering

52

students participated
in international education

3

students participated
in domestic field study

27

unique countries
visited by students

1

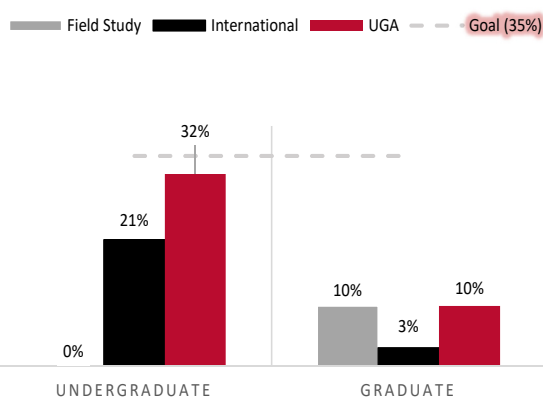
international programs
run out of Engineering

0

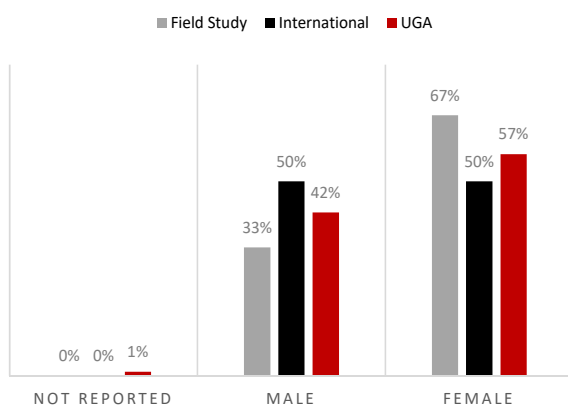
field study programs
run out of Engineering

Strategic Goal: Increase the number of undergraduates who participate in study abroad or student exchange programs to 35% by 2020. (UGA 2020 Strategic Plan, strategic direction IV: Serving the Citizens of the State of Georgia and Beyond, Section C)

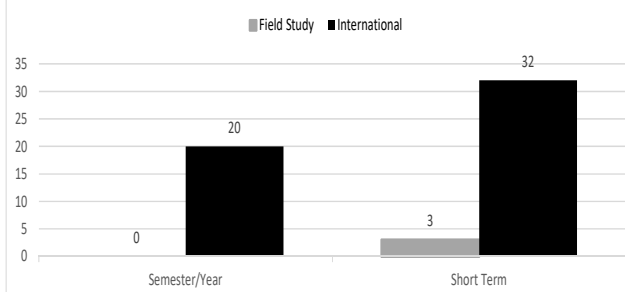
GLOBAL EDUCATION PARTICIPATION BY ACADEMIC LEVEL, ENGINEERING



Global Education Participation by Gender, Engineering



Global Education Participation by Program Length, Engineering



Most Popular Countries

Country	# of Visits	% of Total
Germany	10	14%
Italy	7	10%
New Zealand	5	7%
Tanzania	5	7%
Australia	5	7%

Participation by Program Type

Program Type	# of Students	% of Total
UGA Faculty-Led	25	45%
UGA Exchange	14	25%
Non-UGA	6	11%
UGA Residential Centers	4	7%
UGA Independent Experience	3	5%
UGA Domestic Field Study	3	5%
Total	55	

College of Engineering International Programs

Program Name	OGE Allocation	Credit Hours Generated
German Engineering Internship	\$0.00	36
Total	\$0.00	36

**Office of Global Engagement Scholarships
Awarded to College of Engineering Students**

Scholarship	Amount
Asia Georgia Scholarship	\$4,500.00
Studies Abroad Scholarships	\$4,000.00
Costa Rica Programs Incentive	\$1,000.00
Murphy Foundation International Study	\$1,000.00
Total	\$10,500.00

Credit Hour Generation Through Study Abroad*

School of Engineering: Fall 2006-Summer 2018												
	General Abroad			Oxford			Cortona			Costa Rica		
	Undergrad	Grad	Total	Undergrad	Grad	Total	Undergrad	Grad	Total	Undergrad	Grad	Total
Summer 2018	0	0	0	0	0	0	0	0	0	0	0	0
Spring 2018	0	0	0	0	0	0	0	0	0	0	0	0
Fall 2017	0	0	0	0	0	0	0	0	0	0	0	0
Total 2017-2018			0			0			0			0
Summer 2017	0	0	0	0	0	0	0	0	0	0	0	0
Spring 2017	0	0	0	0	0	0	0	0	0	0	0	0
Fall 2016	0	0	0	0	0	0	0	0	0	0	0	0
Total 2016-2017			0			0			0			0
Summer 2016	0	0	0	0	0	0	0	0	0	0	0	0
Spring 2016	0	0	0	0	0	0	0	0	0	0	0	0
Fall 2015	0	0	0	0	0	0	0	0	0	0	0	0
Total 2015-2016			0			0			0			0
Summer 2015	0	0	0	0	0	0	0	0	0	0	0	0
Spring 2015	0	0	0	0	0	0	0	0	0	0	0	0
Fall 2014	0	0	0	0	0	0	0	0	0	0	0	0
Total 2014-2015			0			0			0			0
Summer 2014	0	0	0									
Spring 2014	0	0	0									
Fall 2013	0	0	0									
Total 2013-2014			0									
Summer 2013	0	0	0									
Spring 2013	0	0	0									
Fall 2012	0	0	0									
Total 2012-2013			0									
Summer 2012	3	0	3									
Spring 2012	0	0	0									
Fall 2011	0	0	0									
Total 2011-2012			3									
Summer 2011	0	0	0									
Spring 2011	0	0	0									
Fall 2010	0	0	0									
Total 2010-2011			0									
Summer 2010	0	0	0									
Spring 2010	0	0	0									
Fall 2009	0	0	0									
Total 2009-2010			0									
Summer 2009	0	0	0									
Spring 2009	0	0	0									
Fall 2008	0	0	0									
Total 2008-2009			0									
Summer 2008	0	0	0									
Spring 2008	0	0	0									
Fall 2007	0	0	0									
Total 2007-2008			0									
Summer 2007	0	0	0									
Spring 2007	0	0	0									
Fall 2006	0	0	0									
Total 2006-2007			0									
Grand Total 2006-2018			3			0			0			0

*Prior to Fall 2014 credit hour generation for International Centers in Oxford, Cortona, and Costa Rica was not recorded. Since 2014, the International Centers have generated an additional 10,463 credit hours (Oxford [2,702], Cortona [5,280], and Costa Rica [2,481]) attributed to students outside of specific colleges and labeled as "Other Units Outside of Academic School/College" in the Office of Institutional Research report. Since 2006, the OIR Report attributed a total of 15,937 "Outside of Academic School/College" credit hours to general study abroad in addition to the International Centers. These "Outside of Academic School/College" credit hours are not reported in the table above.

Sources:

UGA Fact Book. Publication. Office of Institutional Research, University of Georgia. Office of Institutional Research, 2018.
Office of Global Engagement StudyAway Portal Statistics from 2017-2018.

College of Environment and Design

27

students participated
in international education

48

students participated
in domestic field study



8

unique countries
visited by students



1

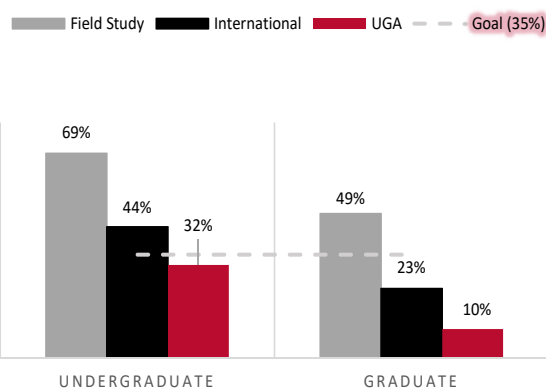
international programs
run out of CED

5

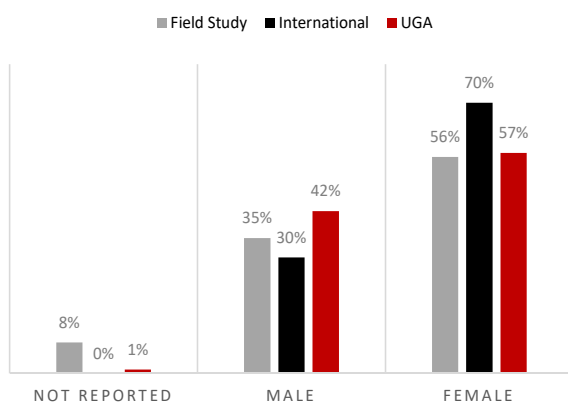
field study programs
run out of CED

Strategic Goal: Increase the number of undergraduates who participate in study abroad or student exchange programs to 35% by 2020. (UGA 2020 Strategic Plan, strategic direction IV: Serving the Citizens of the State of Georgia and Beyond, Section C)

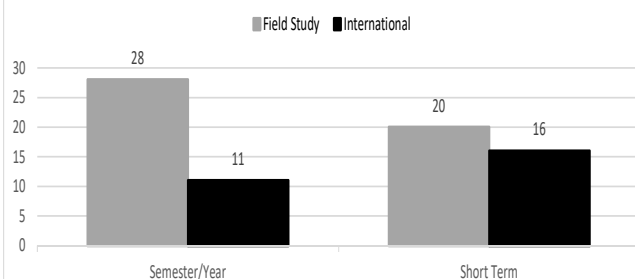
Global Education Participation by Academic Level, CED



Global Education Participation by Gender, CED



Global Education Participation by Program Length, CED



Most Popular Countries

Country	# of Visits	% of Total
United States	48	63%
Italy	14	18%
Costa Rica	9	12%
Austria	1	1%
Fiji	1	1%

Participation by Program Type

Program Type	# of Students	% of Total
UGA Domestic Field Study	48	64%
UGA Residential Center	23	31%
UGA Faculty-Led	3	4%
Non-UGA	1	1%
Total	75	

CED International Programs

Program Name	OGE Allocation	Credit Hours Generated
Field Studies in Heritage Conservation and art in Croatia	\$0.00	0
Total	\$0.00	0

CED Domestic Field Study Programs

Program Name	Tuition Returns
Community Design Charrette	\$42,528.00
Field Study-Historic Preservation	\$7,315.00
Field Study-Landscape Architecture	\$39,962.00
Field Sketching and Watercolor	\$10,130.00
Georgia Coastal Field Studies	\$9,376.00
Total	\$109,321.00

**Office of Global Engagement Scholarships
Awarded to College of Environment and Design Students**

Scholarship	Amount
Costa Rica Programs Incentive	\$6,000.00
Studies Abroad Scholarships	\$750.00
Total	\$6,750.00

Credit Hour Generation Through Study Abroad*

School of Environment & Design: Fall 2006-Summer 2018												
	General Abroad			Oxford			Cortona			Costa Rica		
	Undergrad	Grad	Total	Undergrad	Grad	Total	Undergrad	Grad	Total	Undergrad	Grad	Total
Summer 2018	0	0	0	0	0	0	0	14	14	0	0	0
Spring 2018	0	0	0	0	0	0	0	0	0	0	0	0
Fall 2017	0	0	0	0	0	0	0	0	0	0	0	0
Total 2017-2018			0			0			14			0
Summer 2017	0	0	0	0	0	0	0	0	0	0	0	0
Spring 2017	0	0	0	0	0	0	0	0	0	0	0	0
Fall 2016	0	0	0	0	0	0	0	0	0	0	0	0
Total 2016-2017			0			0			0			0
Summer 2016	0	0	0	0	0	0	0	0	0	0	0	0
Spring 2016	0	0	0	0	0	0	0	0	0	0	0	0
Fall 2015	0	0	0	0	0	0	0	0	0	156	9	165
Total 2015-2016			0			0			0			165
Summer 2015	48	39	87	0	0	0	25	16	41	0	0	0
Spring 2015	0	0	0	0	0	0	0	0	0	0	0	0
Fall 2014	0	0	0	0	0	0	0	0	0	120	26	146
Total 2014-2015			87			0			41			146
Summer 2014	101	23	124									
Spring 2014	0	0	0									
Fall 2013	0	0	0									
Total 2013-2014			124									
Summer 2013	140	16	156									
Spring 2013	0	0	0									
Fall 2012	84	13	97									
Total 2012-2013			253									
Summer 2012	110	25	135									
Spring 2012	0	0	0									
Fall 2011	55	7	62									
Total 2011-2012			197									
Summer 2011	40	78	118									
Spring 2011	0	0	0									
Fall 2010	161	26	187									
Total 2010-2011			305									
Summer 2010	84	51	135									
Spring 2010	0	0	0									
Fall 2009	0	0	0									
Total 2009-2010			135									
Summer 2009	99	15	114									
Spring 2009	0	0	0									
Fall 2008	6	42	48									
Total 2008-2009			162									
Summer 2008	143	3	146									
Spring 2008	129	6	135									
Fall 2007	0	0	0									
Total 2007-2008			281									
Summer 2007	194	41	235									
Spring 2007	194	0	194									
Fall 2006	169	0	169									
Total 2006-2007			598									
Grand Total 2006-2018			2,142			0			55			311

*Prior to Fall 2014 credit hour generation for International Centers in Oxford, Cortona, and Costa Rica was not recorded. Since 2014, the International Centers have generated an additional 10,463 credit hours (Oxford [2,702], Cortona [5,280], and Costa Rica [2,481]) attributed to students outside of specific colleges and labeled as "Other Units Outside of Academic School/College" in the Office of Institutional Research report. Since 2006, the OIR Report attributed a total of 15,937 "Outside of Academic School/College" credit hours to general study abroad in addition to the International Centers. These "Outside of Academic School/College" credit hours are not reported in the table above.

Sources:

UGA Fact Book. Publication. Office of Institutional Research, University of Georgia. Office of Institutional Research, 2018.
Office of Global Engagement StudyAway Portal Statistics from 2017-2018.

College of Family and Consumer Sciences

191

students participated
in international education

21

students participated
in domestic field study

24

unique countries
visited by students

6

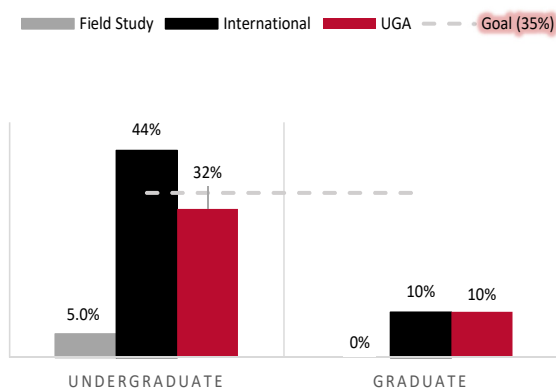
international programs
run out of FACS

1

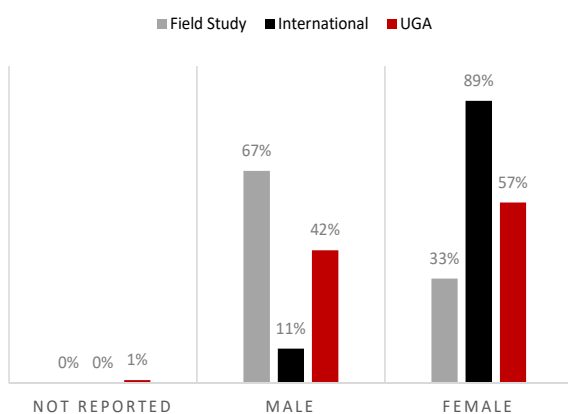
field study programs
run out of FACS

Strategic Goal: Increase the number of undergraduates who participate in study abroad or student exchange programs to 35% by 2020. (UGA 2020 Strategic Plan, strategic direction IV: Serving the Citizens of the State of Georgia and Beyond, Section C)

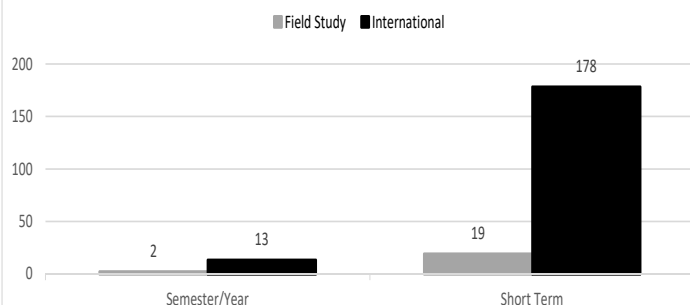
Global Education Participation by Academic Level, FACS



GLOBAL EDUCATION PARTICIPATION BY GENDER, FACS



Global Education Participation by Program Length, FACS



Most Popular Countries

Country	# of Visits	% of Total
United Kingdom	61	25%
Italy	37	15%
Greece	25	10%
United States	21	9%
France	20	8%

Participation by Program Type

Program Type	# of Students	% of Total
UGA Faculty-Led	125	59%
Non-UGA	38	18%
UGA Residential Center	27	13%
UGA Domestic Field Study	21	10%
UGA Independent Experience	1	.5%
Total	212	

FACS International Programs

Program Name	OGE Allocation	Credit Hours Generated
China Study Abroad: Department of Textiles, Merchandising, and Interiors	\$11,500.00	42
Food and Nutrition of the British Isles	\$36,000.00	120
Ghana Service-Learning Program	\$24,000.00	84
Greece Study Abroad Program	\$21,600.00	69
London Internship (AIFS)	\$0.00	0
London Study Abroad Program	\$52,200.00	105
Total	\$145,300.00	420

FACS Domestic Field Study Programs

Program Name	Tuition Returns
Washington D.C. Study Tour	\$0.00
Total	\$0.00

**Office of Global Engagement Scholarships
Awarded to Family and Consumer Sciences Students**

Scholarship	Amount
Cortona Scholarships Incentive	\$9,500.00
Presidential Experiential Learning Fund	\$5,000.00
Oxford Scholarships Incentive	\$3,000.00
Studies Abroad Scholarships	\$3,000.00
UGA Foundation Study Abroad Scholarship	\$2,000.00
Murphy Foundation International Study	\$1,500.00
Adams Scholarship	\$1,000.00
Costa Rica Programs Incentive	\$1,000.00
Total	\$26,000.00

Credit Hour Generation Through Study Abroad*

School of Family & Consumer Sciences: Fall 2006-Summer 2018												
	General Abroad			Oxford			Cortona			Costa Rica		
	Undergrad	Grad	Total	Undergrad	Grad	Total	Undergrad	Grad	Total	Undergrad	Grad	Total
Summer 2018	390	9	399	0	0	0	0	0	0	0	0	0
Spring 2018	0	0	0	0	0	0	0	0	0	0	0	0
Fall 2017	0	0	0	0	0	0	23	3	26	0	0	0
Total 2017-2018			399			0			26			0
Summer 2017	364	3	367	0	0	0	0	0	0	0	0	0
Spring 2017	0	0	0	0	0	0	0	0	0	0	0	0
Fall 2016	0	0	0	0	0	0	0	0	0	0	0	0
Total 2016-2017			367			0			0			0
Summer 2016	247	3	250	0	0	0	0	0	0	44	0	44
Spring 2016	0	0	0	0	0	0	3	0	3	0	0	0
Fall 2015	0	0	0	0	0	0	0	0	0	0	0	0
Total 2015-2016			250			0			3			44
Summer 2015	313	3	316	0	0	0	0	0	0	48	0	48
Spring 2015	0	0	0	0	0	0	30	0	30	0	0	0
Fall 2014	0	0	0	0	0	0	0	0	0	0	0	0
Total 2014-2015			316			0			30			48
Summer 2014	380	9	389									
Spring 2014	0	0	0									
Fall 2013	0	0	0									
Total 2013-2014			389									
Summer 2013	336	9	345									
Spring 2013	0	0	0									
Fall 2012	0	0	0									
Total 2012-2013			345									
Summer 2012	359	30	389									
Spring 2012	0	0	0									
Fall 2011	0	0	0									
Total 2011-2012			389									
Summer 2011	296	3	299									
Spring 2011	0	0	0									
Fall 2010	0	0	0									
Total 2010-2011			299									
Summer 2010	254	4	258									
Spring 2010	0	0	0									
Fall 2009	0	0	0									
Total 2009-2010			258									
Summer 2009	267	0	267									
Spring 2009	0	0	0									
Fall 2008	0	0	0									
Total 2008-2009			267									
Summer 2008	571	33	604									
Spring 2008	0	0	0									
Fall 2007	0	0	0									
Total 2007-2008			604									
Summer 2007	507	21	528									
Spring 2007	0	0	0									
Fall 2006	0	0	0									
Total 2006-2007			528									
Grand Total 2006-2018			4,411			0			59			92

*Prior to Fall 2014 credit hour generation for International Centers in Oxford, Cortona, and Costa Rica was not recorded. Since 2014, the International Centers have generated an additional 10,463 credit hours (Oxford [2,702], Cortona [5,280], and Costa Rica [2,481]) attributed to students outside of specific colleges and labeled as "Other Units Outside of Academic School/College" in the Office of Institutional Research report. Since 2006, the OIR Report attributed a total of 15,937 "Outside of Academic School/College" credit hours to general study abroad in addition to the International Centers. These "Outside of Academic School/College" credit hours are not reported in the table above.

Sources:

UGA Fact Book. Publication. Office of Institutional Research, University of Georgia. Office of Institutional Research, 2018.
Office of Global Engagement StudyAway Portal Statistics from 2017-2018.

College of Pharmacy

24

students participated
in international education

0

students participated
in domestic field study

14

unique countries
visited by students

0

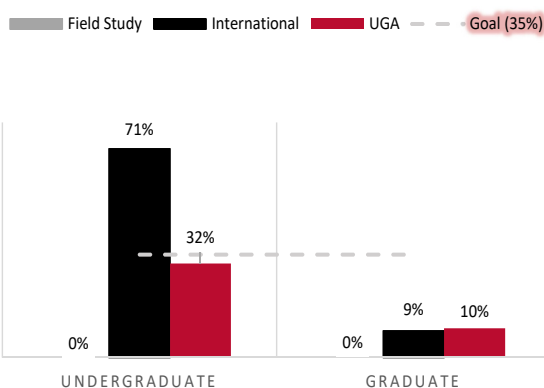
international programs
run out of Pharmacy

0

field study programs
run out of Pharmacy

Strategic Goal: Increase the number of undergraduates who participate in study abroad or student exchange programs to 35% by 2020. (UGA 2020 Strategic Plan, strategic direction IV: Serving the Citizens of the State of Georgia and Beyond, Section C)

Global Education Participation by Academic Level, Pharmacy



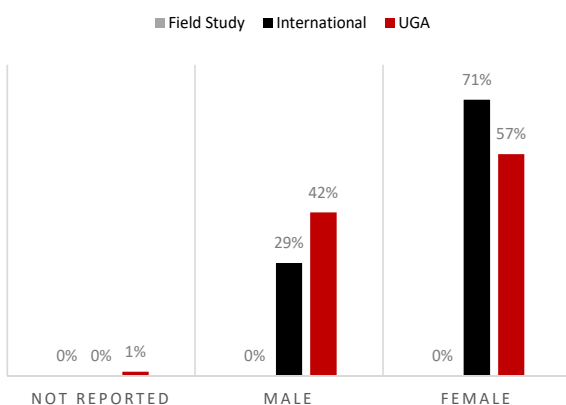
Most Popular Countries

Country	# of Visits	% of Total
Germany	9	28%
Australia	5	16%
New Zealand	4	13%
Spain	4	13%
China	1	3%

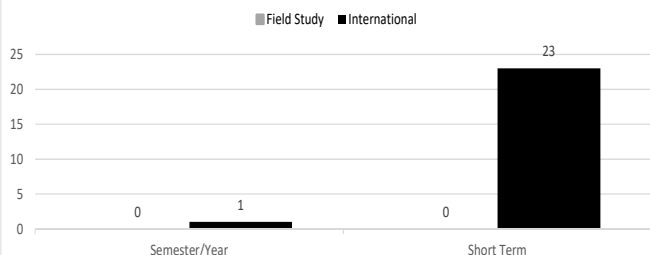
Participation by Program Type

Program Type	# of Students	% of Total
UGA Faculty-Led	12	50%
Non-UGA	11	46%
UGA Residential Center	1	4%
Total	24	

Global Education Participation by Gender, Pharmacy



Global Education Participation by Program Length, Pharmacy



**Office of Global Engagement Scholarships
Awarded to Pharmacy Students**

Scholarship	Amount
Asia Georgia Scholarship	\$2,500.00
Studies Abroad Scholarships	\$1,000.00
Total	\$3,500.00

Credit Hour Generation Through Study Abroad*

School of Pharmacy: Fall 2006-Summer 2018												
	General Abroad			Oxford			Cortona			Costa Rica		
	Undergrad	Grad	Total	Undergrad	Grad	Total	Undergrad	Grad	Total	Undergrad	Grad	Total
Summer 2018	0	1	1	0	0	0	0	0	0	0	0	0
Spring 2018	0	0	0	0	0	0	0	0	0	0	0	0
Fall 2017	0	0	0	0	0	0	0	0	0	0	0	0
Total 2017-2018			1			0			0			0
Summer 2017	0	0	0	0	0	0	0	0	0	0	0	0
Spring 2017	0	0	0	0	0	0	0	0	0	0	0	0
Fall 2016	0	0	0	0	0	0	0	0	0	0	0	0
Total 2016-2017			0			0			0			0
Summer 2016	0	0	0	0	0	0	0	0	0	0	0	0
Spring 2016	0	0	0	0	0	0	0	0	0	0	0	0
Fall 2015	0	0	0	0	0	0	0	0	0	0	0	0
Total 2015-2016			0			0			0			0
Summer 2015	0	0	0	0	0	0	0	0	0	0	0	0
Spring 2015	0	0	0	0	0	0	0	0	0	0	0	0
Fall 2014	0	0	0	0	0	0	0	0	0	0	0	0
Total 2014-2015			0			0			0			0
Summer 2014	0	0	0									
Spring 2014	0	0	0									
Fall 2013	0	0	0									
Total 2013-2014			0									
Summer 2013	0	0	0									
Spring 2013	0	0	0									
Fall 2012	0	0	0									
Total 2012-2013			0									
Summer 2012	0	0	0									
Spring 2012	0	0	0									
Fall 2011	0	0	0									
Total 2011-2012			0									
Summer 2011	0	0	0									
Spring 2011	0	0	0									
Fall 2010	0	0	0									
Total 2010-2011			0									
Summer 2010	0	0	0									
Spring 2010	0	0	0									
Fall 2009	0	0	0									
Total 2009-2010			0									
Summer 2009	0	0	0									
Spring 2009	0	0	0									
Fall 2008	0	0	0									
Total 2008-2009			0									
Summer 2008	0	0	0									
Spring 2008	0	0	0									
Fall 2007	0	0	0									
Total 2007-2008			0									
Summer 2007	0	3	3									
Spring 2007	0	0	0									
Fall 2006	0	0	0									
Total 2006-2007			3									
Grand Total 2006-2018			4			0			0			0

*Prior to Fall 2014 credit hour generation for International Centers in Oxford, Cortona, and Costa Rica was not recorded. Since 2014, the International Centers have generated an additional 10,463 credit hours (Oxford [2,702], Cortona [5,280], and Costa Rica [2,481]) attributed to students outside of specific colleges and labeled as "Other Units Outside of Academic School/College" in the Office of Institutional Research report. Since 2006, the OIR Report attributed a total of 15,937 "Outside of Academic School/College" credit hours to general study abroad in addition to the International Centers. These "Outside of Academic School/College" credit hours are not reported in the table above.

Sources:

UGA Fact Book. Publication. Office of Institutional Research, University of Georgia. Office of Institutional Research, 2018.
Office of Global Engagement StudyAway Portal Statistics from 2017-2018.

College of Public Health

59

students participated
in international education

2

students participated
in domestic field study

27

unique countries
visited by students

4

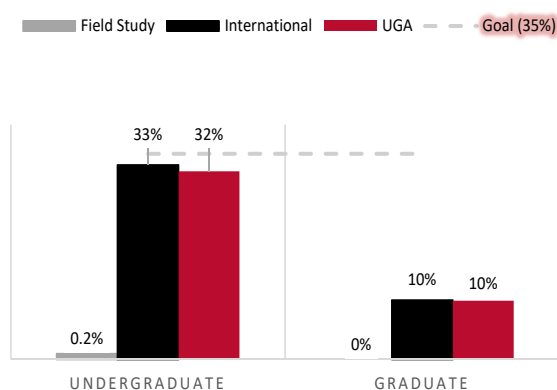
international programs
run out of Public Health

0

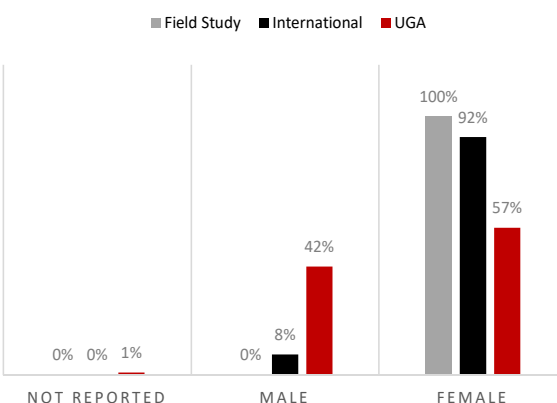
field study programs
run out of Public Health

Strategic Goal: Increase the number of undergraduates who participate in study abroad or student exchange programs to 35% by 2020. (UGA 2020 Strategic Plan, strategic direction IV: Serving the Citizens of the State of Georgia and Beyond, Section C)

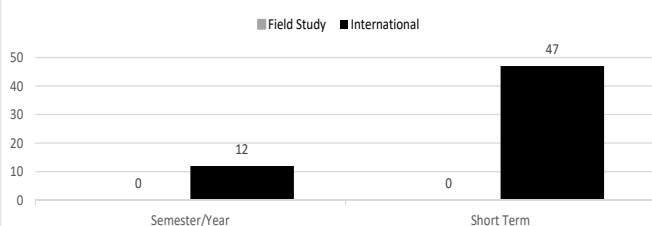
Global Education Participation by Academic Level, Public Health



Global Education Participation by Gender, Public Health



Global Education Participation by Program Length, Public Health



Most Popular Countries

Country	# of Visits	% of Total
Croatia	15	21%
Italy	6	8%
Japan	5	7%
Spain	4	6%
New Zealand	4	6%

Participation by Program Type

Program Type	# of Students	% of Total
UGA Faculty-Led	32	52%
Non-UGA	10	16%
UGA Independent Experience	10	16%
UGA Residential Center	5	8%
UGA Domestic Field Study	2	3%
UGA Exchange	2	3%
Total	61	

Public Health International Programs

Program Name	OGE Allocation	Credit Hours Generated
BSHP International Practicum (multiple locations)	\$0.00	36
Maymester in Croatia	\$30,000.00	144
MPH International Internships (multiple locations)	\$0.00	18
Public Health, Culture, and Aging Issues in Japan	\$21,000.00	60
Total	\$51,000.00	258

Office of Global Engagement Scholarships Awarded to Public Health Students

Scholarship	Amount
Asia Georgia Scholarship	\$7,500.00
Graduate Dean's Travel Award	\$2,078.00
McMullan Scholarship	\$2,000.00
Studies Abroad Scholarships	\$2,500.00
Total	\$14,078.00

Credit Hour Generation Through Study Abroad*

School of Public Health: Fall 2006-Summer 2018												
	General Abroad			Oxford			Cortona			Costa Rica		
	Undergrad	Grad	Total	Undergrad	Grad	Total	Undergrad	Grad	Total	Undergrad	Grad	Total
Summer 2018	195	51	246	0	0	0	0	0	0	0	0	0
Spring 2018	18	0	18	0	0	0	0	0	0	0	0	0
Fall 2017	12	0	12	0	0	0	0	0	0	0	0	0
Total 2017-2018			276			0			0			0
Summer 2017	204	42	246	0	0	0	0	0	0	0	0	0
Spring 2017	3	0	3	0	0	0	0	0	0	0	0	0
Fall 2016	0	6	6	0	0	0	0	0	0	0	0	0
Total 2016-2017			255			0			0			0
Summer 2016	88	6	94	0	0	0	0	0	0	0	0	0
Spring 2016	9	9	18	0	0	0	0	0	0	0	0	0
Fall 2015	0	0	0	0	0	0	0	0	0	0	0	0
Total 2015-2016			112			0			0			0
Summer 2015	130	123	253	0	0	0	0	0	0	54	6	60
Spring 2015	3	0	3	0	0	0	0	0	0	0	0	0
Fall 2014	0	0	0	0	0	0	0	0	0	0	0	0
Total 2014-2015			256			0			0			60
Summer 2014	72	207	279									
Spring 2014	3	12	15									
Fall 2013	3	0	3									
Total 2013-2014			297									
Summer 2013	87	180	267									
Spring 2013	12	21	33									
Fall 2012	0	6	6									
Total 2012-2013			306									
Summer 2012	114	78	192									
Spring 2012	53	7	60									
Fall 2011	0	0	0									
Total 2011-2012			252									
Summer 2011	122	37	159									
Spring 2011	96	18	114									
Fall 2010	0	0	0									
Total 2010-2011			273									
Summer 2010	42	12	54									
Spring 2010	0	0	0									
Fall 2009	0	0	0									
Total 2009-2010			54									
Summer 2009	37	18	55									
Spring 2009	0	0	0									
Fall 2008	0	0	0									
Total 2008-2009			55									
Summer 2008	21	36	57									
Spring 2008	0	0	0									
Fall 2007	0	0	0									
Total 2007-2008			57									
Summer 2007	66	27	93									
Spring 2007	0	0	0									
Fall 2006	0	0	0									
Total 2006-2007			93									
Grand Total 2006-2018			2,286			0			0			60

*Prior to Fall 2014 credit hour generation for International Centers in Oxford, Cortona, and Costa Rica was not recorded. Since 2014, the International Centers have generated an additional 10,463 credit hours (Oxford [2,702], Cortona [5,280], and Costa Rica [2,481]) attributed to students outside of specific colleges and labeled as "Other Units Outside of Academic School/College" in the Office of Institutional Research report. Since 2006, the OIR Report attributed a total of 15,937 "Outside of Academic School/College" credit hours to general study abroad in addition to the International Centers. These "Outside of Academic School/College" credit hours are not reported in the table above.

Sources:

UGA Fact Book. Publication. Office of Institutional Research, University of Georgia. Office of Institutional Research, 2018.
Office of Global Engagement StudyAway Portal Statistics from 2017-2018.

College of Veterinary Medicine

7

students participated
in international education

0

students participated
in domestic field study



unique countries
visited by students

2



international programs
run out of Vet Med

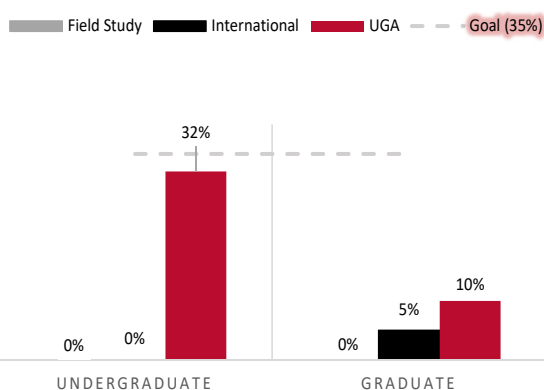
1

0

field study programs
run out of Vet Med

Strategic Goal: Increase the number of undergraduates who participate in study abroad or student exchange programs to 35% by 2020. (UGA 2020 Strategic Plan, strategic direction IV: Serving the Citizens of the State of Georgia and Beyond, Section C)

Global Education Participation by Academic Level, Vet Med



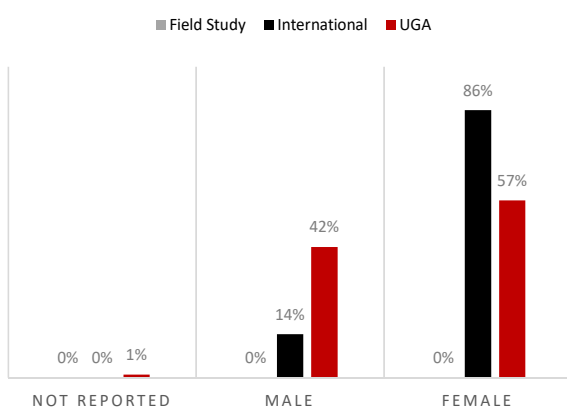
Most Popular Countries

Country	# of Visits	% of Total
Japan	3	75%
Indonesia	1	25%

Participation by Program Type

Program Type	# of Students	% of Total
UGA Faculty-Led	4	57%
UGA Independent Experience	3	43%
Total	7	

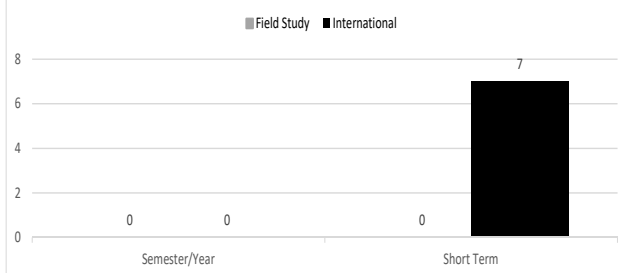
Global Education Participation by Gender, Vet Med



Vet Med International Programs

Program Name	OGE Allocation	Credit Hours Generated
IDIS 5900 Internship Program	\$0.00	0
Total	\$0.00	0

Global Education Participation by Program Length, Vet med



**Office of Global Engagement Scholarships
Awarded to Vet Med Students**

Scholarship	Amount
Asia Georgia Scholarship	\$10,000.00
Graduate Dean's Travel Award	\$2,078.00
Total	\$12,078.00

Credit Hour Generation Through Study Abroad*

School of Vet Med: Fall 2006-Summer 2018												
	General Abroad			Oxford			Cortona			Costa Rica		
	Undergrad	Grad	Total	Undergrad	Grad	Total	Undergrad	Grad	Total	Undergrad	Grad	Total
Summer 2018	0	3	3	0	0	0	0	0	0	0	0	0
Spring 2018	0	0	0	0	0	0	0	0	0	0	0	0
Fall 2017	0	0	0	0	0	0	0	0	0	0	0	0
Total 2017-2018			3			0			0			0
Summer 2017	0	6	6	0	0	0	0	0	0	0	0	0
Spring 2017	0	0	0	0	0	0	0	0	0	0	0	0
Fall 2016	0	0	0	0	0	0	0	0	0	0	0	0
Total 2016-2017			6			0			0			0
Summer 2016	0	9	9	0	0	0	0	0	0	0	0	0
Spring 2016	0	0	0	0	0	0	0	0	0	0	0	0
Fall 2015	0	0	0	0	0	0	0	0	0	0	18	18
Total 2015-2016			9			0			0		18	18
Summer 2015	0	0	0	0	0	0	0	0	0	0	21	21
Spring 2015	0	0	0	0	0	0	0	0	0	0	0	0
Fall 2014	0	0	0	0	3	3	0	0	0	0	0	0
Total 2014-2015			0		3	3			0			21
Summer 2014	0	0	0									
Spring 2014	0	0	0									
Fall 2013	0	0	0									
Total 2013-2014			0									
Summer 2013	0	0	0									
Spring 2013	0	0	0									
Fall 2012	0	0	0									
Total 2012-2013			0									
Summer 2012	3	0	3									
Spring 2012	0	0	0									
Fall 2011	0	0	0									
Total 2011-2012			3									
Summer 2011	0	0	0									
Spring 2011	0	0	0									
Fall 2010	0	0	0									
Total 2010-2011			0									
Summer 2010	0	0	0									
Spring 2010	0	0	0									
Fall 2009	0	0	0									
Total 2009-2010			0									
Summer 2009	5	1	6									
Spring 2009	0	0	0									
Fall 2008	0	0	0									
Total 2008-2009			6									
Summer 2008	0	0	0									
Spring 2008	0	0	0									
Fall 2007	0	0	0									
Total 2007-2008			0									
Summer 2007	2	15	17									
Spring 2007	0	0	0									
Fall 2006	0	0	0									
Total 2006-2007			17									
Grand Total 2006-2018			44			3			0			39

*Prior to Fall 2014 credit hour generation for International Centers in Oxford, Cortona, and Costa Rica was not recorded. Since 2014, the International Centers have generated an additional 10,463 credit hours (Oxford [2,702], Cortona [5,280], and Costa Rica [2,481]) attributed to students outside of specific colleges and labeled as "Other Units Outside of Academic School/College" in the Office of Institutional Research report. Since 2006, the OIR Report attributed a total of 15,937 "Outside of Academic School/College" credit hours to general study abroad in addition to the International Centers. These "Outside of Academic School/College" credit hours are not reported in the table above.

Sources:

UGA Fact Book. Publication. Office of Institutional Research, University of Georgia. Office of Institutional Research, 2018.
Office of Global Engagement StudyAway Portal Statistics from 2017-2018.

Franklin College of Arts and Sciences

843

students participated
in international education

161

students participated
in domestic field study

50

unique countries
visited by students

20

international programs
run out of Franklin

8

field study programs
run out of Franklin

Franklin College International Programs

Program Name	OGE Allocation	Credit Hours Generated
Advanced Music Performance in Italy	\$36,500.00	55
Bali and Beyond	\$22,000.00	66
Europe: Unearthing the Past	\$26,000.00	120
Freiburg Study Abroad	\$48,000.00	154
Korean Internship	\$10,000.00	39
Maymester in Tanzania	\$32,400.00	105
Morocco Maymester	\$29,700.00	63
Portuguese Flagship Program - Semester 2	\$0.00	39
Service-Learning in Tanzania	\$18,000.00	51
Franklin/SPIA - University of Liverpool Summer Study Abroad	\$36,000.00	84
Study Abroad in Russia	\$34,500.00	132
UGA à Paris, France	\$64,000.00	204
UGA Classics in Rome	\$54,000.00	186
UGA en Buenos Aires	\$45,000.00	142
UGA en España, Cadiz-Summer	\$48,200.00	222
UGA en España, Madrid-Barcelona	\$11,000.00	45
UGA en España, Peru Medical Spanish	\$32,400.00	114
UGA en España, Seville Summer	\$32,000.00	102
UGA en España, Valencia Spring	\$54,000.00	228
UGA en España, Valencia Summer	\$32,000.00	177
Total:	\$665,700.00	2,367

Participation by Program Type

Program Type	# of Students	% of Total
UGA Faculty-Led	392	39%
UGA Residential Center	293	29%
UGA Domestic Field Study	161	16%
Non-UGA	103	10%
UGA Exchange	38	4%
UGA Independent Experience	17	2%
Total:	1004	

Franklin Domestic Field Study Programs

Program Name	Tuition Returns
Archaeology Field School	\$45,156.00
Canon City Field School	\$7,767.00
Coastal Summer Semester	\$35,488.00
Geography of the Georgia Coast	\$0.00
Interdisciplinary Field Program	\$85,890.00
NYC Art Maymester Program	\$53,499.00
Shallow Geophysics Field School	\$0.00
Public History in Washington D.C.	\$19,080.00
Total	\$246,880.00

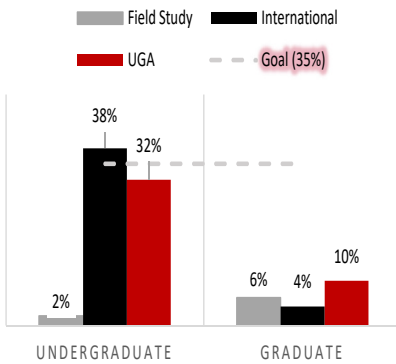
Most Popular Countries

Country	# of Visits	% of Total
Italy	178	15%
United States	161	14%
United Kingdom	152	13%
Costa Rica	81	7%
Australia	80	7%

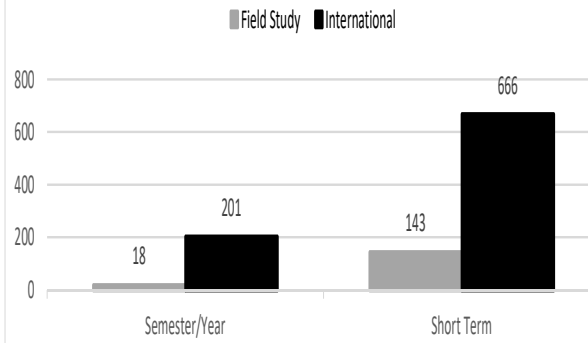
Office of Global Engagement Scholarships Awarded to Franklin Students

Scholarship	Amount
Asia Georgia Scholarship	\$48,960.00
Costa Rica Programs Incentive	\$25,750.00
Oxford Endowed - Woodland Fund	\$25,500.00
Cortona Scholarships Incentive	\$22,800.00
Studies Abroad Scholarships	\$15,315.56
McMullan Scholarship	\$5,500.00
Murphy Foundation International Study	\$4,000.00
UGA Foundation Study Abroad Scholarship	\$3,540.00
Adams Scholarship	\$1,700.00
Prusiecki Fund	\$1,040.00
Total	\$154,105.56

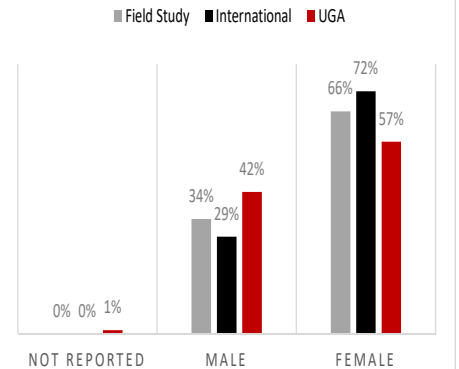
Global Education Participation by Academic Level, Franklin



Global Education Participation by Program Length, Franklin



Global Education Participation by Gender, Franklin



Strategic Goal: Increase the number of undergraduates who participate in study abroad or student exchange programs to 35% by 2020. (UGA 2020 Strategic Plan, strategic direction IV: Serving the Citizens of the State of Georgia and Beyond, Section C)

Credit Hour Generation Through Study Abroad*

School of Arts and Sciences: Fall 2006-Summer 2018												
	General Abroad			Oxford			Cortona			Costa Rica		
	Undergrad	Grad	Total	Undergrad	Grad	Total	Undergrad	Grad	Total	Undergrad	Grad	Total
Summer 2018	1,984	21	2,005	327	0	327	28	0	28	43	0	43
Spring 2018	338	0	338	219	0	219	0	0	0	0	0	0
Fall 2017	33	0	33	173	0	173	0	0	0	40	0	40
Total 2017-2018			2,376			719			28			83
Summer 2017	2,234	31	2,265	68	0	68	303	5	308	100	6	106
Spring 2017	303	0	303	61	0	61	69	0	69	0	0	0
Fall 2016	154	0	154	270	0	270	0	0	0	24	0	24
Total 2016-2017			2,722			398			377			130
Summer 2016	2,250	8	2,258	383	0	383	39	0	39	68	0	68
Spring 2016	513	9	522	230	0	230	50	0	50	0	0	0
Fall 2015	433	0	433	92	0	92	0	0	0	0	0	0
Total 2015-2016			3,212			706			89			68
Summer 2015	2,418	25	2,443	419	0	419	307	9	316	554	48	602
Spring 2015	333	0	333	185	0	185	89	0	89	65	0	65
Fall 2014	255	3	258	338	0	338	34	6	40	46	0	46
Total 2014-2015			3,034			941			445			714
Summer 2014	2,503	21	2,524									
Spring 2014	452	6	458									
Fall 2013	624	0	624									
Total 2013-2014			3,607									
Summer 2013	2,301	53	2,354									
Spring 2013	525	12	537									
Fall 2012	544	12	556									
Total 2012-2013			3,448									
Summer 2012	3,916	78	3,995									
Spring 2012	717	33	750									
Fall 2011	589	6	595									
Total 2011-2012			5,340									
Summer 2011	3,765	97	3,862									
Spring 2011	1,357	12	1,369									
Fall 2010	880	9	889									
Total 2010-2011			6,119									
Summer 2010	3,646	95	3,741									
Spring 2010	740	21	761									
Fall 2009	732	0	732									
Total 2009-2010			5,233									
Summer 2009	2,865	85	2,950									
Spring 2009	1,196	48	1,244									
Fall 2008	808	0	808									
Total 2008-2009			5,002									
Summer 2008	4,126	73	4,199									
Spring 2008	1,322	27	1,349									
Fall 2007	928	0	928									
Total 2007-2008			6,476									
Summer 2007	3,940	74	4,014									
Spring 2007	1,291	30	1,321									
Fall 2006	988	12	0									
Total 2006-2007			5,335									
Grand Total 2006-2018			51,905			2,764			939			995

*Prior to Fall 2014 credit hour generation for International Centers in Oxford, Cortona, and Costa Rica was not recorded. Since 2014, the International Centers have generated an additional 10,463 credit hours (Oxford [2,702], Cortona [5,280], and Costa Rica [2,481]) attributed to students outside of specific colleges and labeled as "Other Units Outside of Academic School/College" in the Office of Institutional Research report. Since 2006, the OIR Report attributed a total of 15,937 "Outside of Academic School/College" credit hours to general study abroad in addition to the International Centers. These "Outside of Academic School/College" credit hours are not reported in the table above.

Sources:

UGA Fact Book. Publication. Office of Institutional Research, University of Georgia. Office of Institutional Research, 2018.
Office of Global Engagement StudyAway Portal Statistics from 2017-2018.

Grady College of Journalism and Mass Communication

292

students participated
in international education

76

students participated
in domestic field study

31

unique countries
visited by students

6

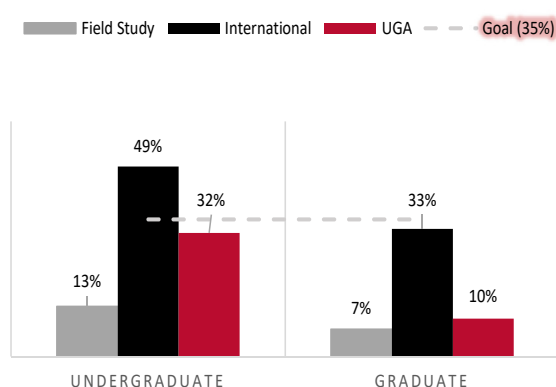
international programs
run out of Grady

4

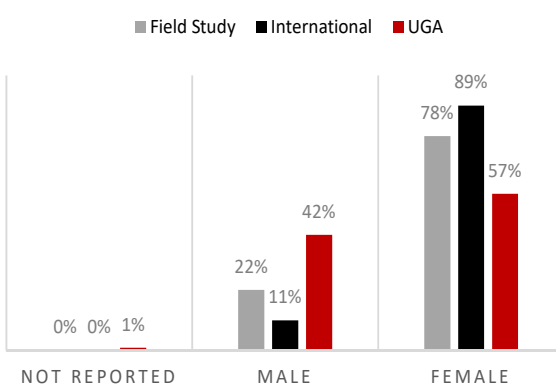
field study programs
run out of Grady

Strategic Goal: Increase the number of undergraduates who participate in study abroad or student exchange programs to 35% by 2020. (UGA 2020 Strategic Plan, strategic direction IV: Serving the Citizens of the State of Georgia and Beyond, Section C)

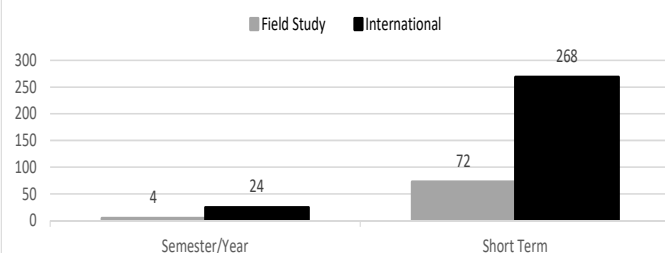
Global Education Participation by Academic Level, Grady



Global Education Participation by Gender, Grady



Global Education Participation by Program Length, Grady



Most Popular Countries

Country	# of Visits	% of Total
France	83	20%
United States	76	19%
United Kingdom	45	11%
Italy	34	8%
Germany	23	6%

Participation by Program Type

Program Type	# of Students	% of Total
UGA Faculty-Led	186	51%
UGA Domestic Field Study	76	21%
UGA Residential Center	57	15%
Non-UGA	39	11%
UGA Exchange	7	2%
UGA Independent Experience	3	1%
Total	368	

Grady College International Programs

Program Name	OGE Allocation	Credit Hours Generated
Cannes Film Festival Study Abroad	\$50,000.00	180
Cannes Lions Advertising Festival Study Abroad	\$100,000.00	360
Choose China Advertising/Public Relations Study Abroad	\$9,000.00	36
Ecuador Study Abroad	\$7,850.00	33
Travel Journalism in Dublin	\$12,000.00	60
Travel Journalism in Prague	\$13,500.00	48
Total	\$192,350.00	717

Grady College Domestic Field Study Programs

Program Name	Tuition Returns
DC Field Study Internship	\$17,172.00
LA Field Study Internship	\$41,340.00
NYC Maymester	\$5,178.00
Summer at the Circus (for credit)	\$28,549.00
Total	\$92,239.00

**Office of Global Engagement Scholarships
Awarded to Grady Students**

Scholarship	Amount
Asia Georgia Scholarship	\$41,500.00
Cortona Scholarships Incentive	\$4,000.00
Costa Rica Programs Incentive	\$2,000.00
Graduate Dean's Travel Award	\$1,000.00
Murphy Foundation International Study	\$2,000.00
Oxford Scholarships Incentive	\$4,000.00
Studies Abroad Scholarships	\$5,000.00
Total	\$59,500.00

Credit Hour Generation Through Study Abroad*

School of Journalism & Mass Comm: Fall 2006-Summer 2018												
	General Abroad			Oxford			Cortona			Costa Rica		
	Undergrad	Grad	Total	Undergrad	Grad	Total	Undergrad	Grad	Total	Undergrad	Grad	Total
Summer 2018	654	66	720	0	0	0	0	0	0	0	0	0
Spring 2018	0	0	0	0	0	0	0	0	0	0	0	0
Fall 2017	0	0	0	0	0	0	0	0	0	0	0	0
Total 2017-2018			720			0			0			0
Summer 2017	631	21	652	32	0	32	0	0	0	0	0	0
Spring 2017	0	0	0	0	0	0	0	0	0	0	0	0
Fall 2016	0	0	0	0	0	0	0	0	0	0	0	0
Total 2016-2017			652			32			0			0
Summer 2016	597	15	612	0	0	0	0	0	0	0	0	0
Spring 2016	0	0	0	0	0	0	0	0	0	0	0	0
Fall 2015	0	0	0	0	0	0	0	0	0	0	0	0
Total 2015-2016			612			0			0			0
Summer 2015	564	48	612	54	0	54	0	0	0	9	0	9
Spring 2015	0	0	0	0	0	0	0	0	0	0	0	0
Fall 2014	0	0	0	0	0	0	0	0	0	0	0	0
Total 2014-2015			612			54			0			9
Summer 2014	595	6	601									
Spring 2014	0	0	0									
Fall 2013	0	0	0									
Total 2013-2014			601									
Summer 2013	456	0	456									
Spring 2013	0	0	0									
Fall 2012	0	0	0									
Total 2012-2013			456									
Summer 2012	431	0	431									
Spring 2012	0	0	0									
Fall 2011	0	0	0									
Total 2011-2012			431									
Summer 2011	331	0	331									
Spring 2011	0	0	0									
Fall 2010	0	0	0									
Total 2010-2011			331									
Summer 2010	232	6	238									
Spring 2010	0	0	0									
Fall 2009	0	0	0									
Total 2009-2010			238									
Summer 2009	132	3	135									
Spring 2009	0	0	0									
Fall 2008	0	0	0									
Total 2008-2009			135									
Summer 2008	144	0	144									
Spring 2008	9	0	9									
Fall 2007	0	0	0									
Total 2007-2008			153									
Summer 2007	69	3	72									
Spring 2007	3	0	3									
Fall 2006	0	0	0									
Total 2006-2007			75									
Grand Total 2006-2018			5,016			86			0			9

*Prior to Fall 2014 credit hour generation for International Centers in Oxford, Cortona, and Costa Rica was not recorded. Since 2014, the International Centers have generated an additional 10,463 credit hours (Oxford [2,702], Cortona [5,280], and Costa Rica [2,481]) attributed to students outside of specific colleges and labeled as "Other Units Outside of Academic School/College" in the Office of Institutional Research report. Since 2006, the OIR Report attributed a total of 15,937 "Outside of Academic School/College" credit hours to general study abroad in addition to the International Centers. These "Outside of Academic School/College" credit hours are not reported in the table above.

Sources:

UGA Fact Book. Publication. Office of Institutional Research, University of Georgia. Office of Institutional Research, 2018.
Office of Global Engagement StudyAway Portal Statistics from 2017-2018.

Odum School of Ecology

37

students participated
in international education

35

students participated
in domestic field study

11

unique countries
visited by students

0

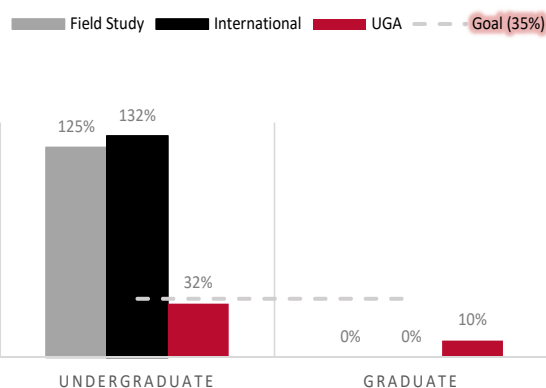
international programs
run out of Odum

3

field study programs
run out of Odum

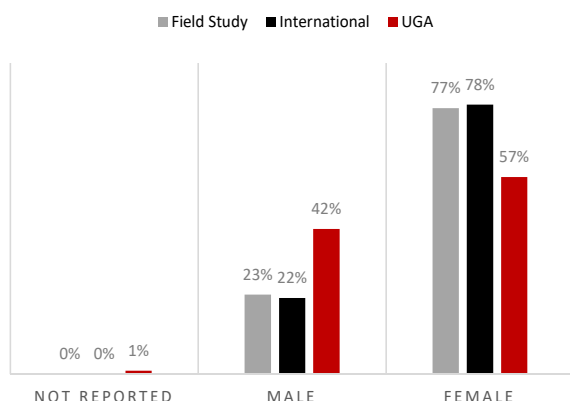
Strategic Goal: Increase the number of undergraduates who participate in study abroad or student exchange programs to 35% by 2020. (UGA 2020 Strategic Plan, strategic direction IV: Serving the Citizens of the State of Georgia and Beyond, Section C)

Global Education Participation by Academic Level, Odum



* Participation rates calculated using the Institute of International Education (IIE) metric of number of study abroad students divided by number of degrees conferred. Estimates of undergraduate participation rates may exceed 100 percent due to factors such as students studying abroad more than once, student attrition, and varying cohort sizes from year to year.

Global Education Participation by Gender, Odum



Most Popular Countries

Country	# of Visits	% of Total
United States	35	47%
Costa Rica	25	34%
United Kingdom	4	5%
New Zealand	2	3%
Australia	2	3%

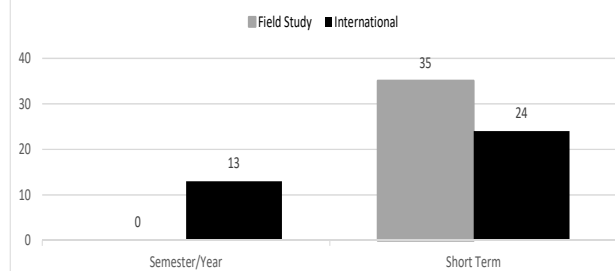
Participation by Program Type

Program Type	# of Students	% of Total
UGA Domestic Field Study	35	49%
UGA Residential Center	28	39%
UGA Faculty-Led	7	10%
Non-UGA	2	3%
Total	72	

Odum Domestic Field Study Programs

Program Name	Tuition Returns
Ecological Problem Solving	\$27,984.00
Marine Mammals	\$17,808.00
Tropical Marine Invertebrates and Ecosystems	\$11,448.00
Total	\$57,240.00

Global Education Participation by Program Length, Odum



**Office of Global Engagement Scholarships
Awarded to Odum Students**

Scholarship	Amount
Costa Rica Programs Incentive	\$9,500.00
Total	\$9,500.00

Credit Hour Generation Through Study Abroad*

School of Ecology: Fall 2006-Summer 2018												
	General Abroad			Oxford			Cortona			Costa Rica		
	Undergrad	Grad	Total	Undergrad	Grad	Total	Undergrad	Grad	Total	Undergrad	Grad	Total
Summer 2018	10	0	10	0	0	0	0	0	0	97	0	97
Spring 2018	0	0	0	0	0	0	0	0	0	0	0	0
Fall 2017	0	0	0	0	0	0	0	0	0	129	0	129
Total 2017-2018			10			0			0			226
Summer 2017	0	0	0	0	0	0	0	0	0	0	0	0
Spring 2017	0	0	0	0	0	0	0	0	0	0	0	0
Fall 2016	0	0	0	0	0	0	0	0	0	10	0	10
Total 2016-2017			0			0			0			10
Summer 2016	1	0	1	0	0	0	0	0	0	98	0	98
Spring 2016	0	0	0	0	0	0	0	0	0	0	0	0
Fall 2015	0	0	0	0	0	0	0	0	0	47	0	47
Total 2015-2016			1			0			0			145
Summer 2015	0	0	0	0	0	0	0	0	0	140	0	140
Spring 2015	0	0	0	0	0	0	0	0	0	0	0	0
Fall 2014	0	0	0	0	0	0	0	0	0	122	0	122
Total 2014-2015			0			0			0			262
Summer 2014	0	0	0									
Spring 2014	6	0	6									
Fall 2013	73	0	73									
Total 2013-2014			79									
Summer 2013	112	3	115									
Spring 2013	0	0	0									
Fall 2012	38	0	38									
Total 2012-2013			153									
Summer 2012	72	9	81									
Spring 2012	8	0	8									
Fall 2011	121	0	121									
Total 2011-2012			210									
Summer 2011	105	4	109									
Spring 2011	0	0	0									
Fall 2010	0	0	0									
Total 2010-2011			109									
Summer 2010	223	0	223									
Spring 2010	36	0	36									
Fall 2009	158	0	158									
Total 2009-2010			417									
Summer 2009	180	3	183									
Spring 2009	36	0	36									
Fall 2008	94	0	94									
Total 2008-2009			313									
Summer 2008	171	63	234									
Spring 2008	59	0	59									
Fall 2007	85	0	85									
Total 2007-2008			378									
Summer 2007	212	0	212									
Spring 2007	0	0	0									
Fall 2006	0	0	0									
Total 2006-2007			212									
Grand Total 2006-2018			1,882			0			0			643

*Prior to Fall 2014 credit hour generation for International Centers in Oxford, Cortona, and Costa Rica was not recorded. Since 2014, the International Centers have generated an additional 10,463 credit hours (Oxford [2,702], Cortona [5,280], and Costa Rica [2,481]) attributed to students outside of specific colleges and labeled as "Other Units Outside of Academic School/College" in the Office of Institutional Research report. Since 2006, the OIR Report attributed a total of 15,937 "Outside of Academic School/College" credit hours to general study abroad in addition to the International Centers. These "Outside of Academic School/College" credit hours are not reported in the table above.

Sources:

UGA Fact Book. Publication. Office of Institutional Research, University of Georgia. Office of Institutional Research, 2018.
Office of Global Engagement StudyAway Portal Statistics from 2017-2018.

School of Law

8

students participated
in international education

34

students participated
in domestic field study



2

unique countries
visited by students



1

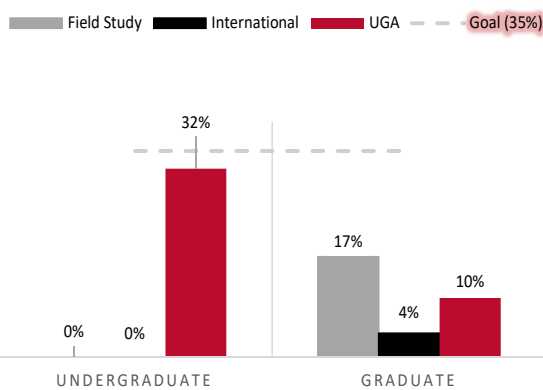
international programs
run out of Law

4

field study programs
run out of Law

Strategic Goal: Increase the number of undergraduates who participate in study abroad or student exchange programs to 35% by 2020. (UGA 2020 Strategic Plan, strategic direction IV: Serving the Citizens of the State of Georgia and Beyond, Section C)

Global Education Participation by Academic Level, Law



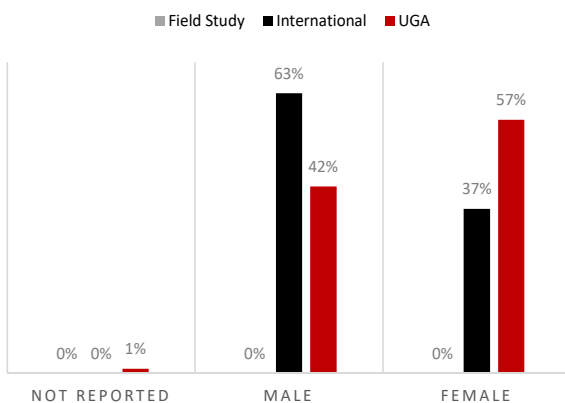
Most Popular Countries

Country	# of Visits	% of Total
Belgium	8	50%
Netherlands	8	50%

Participation by Program Type

Program Type	# of Students	% of Total
UGA Faculty-Led	8	100%
Total	8	

Global Education Participation by Gender, Law



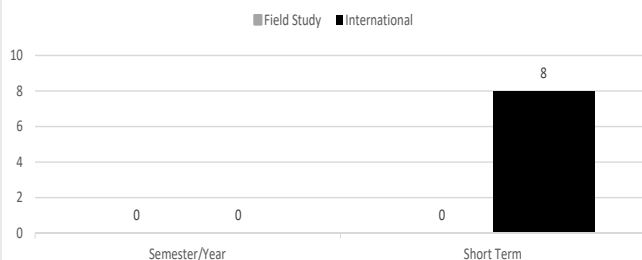
School of Law International Programs

Program Name	OGE Allocation	Credit Hours Generated
School of Global Governance	\$0.00	0
Total	\$0.00	0

Law Domestic Field Study Programs

Program Name	Tuition Returns
Atlanta Semester in Practice (Fall and Spring)	\$81,990.00
DC Semester in Practice (Fall and Spring)	\$95,034.00

Global Education Participation by Program Length, Law



Credit Hour Generation Through Study Abroad*

School of Law: Fall 2006-Summer 2018												
	General Abroad			Oxford			Cortona			Costa Rica		
	Undergrad	Grad	Total	Undergrad	Grad	Total	Undergrad	Grad	Total	Undergrad	Grad	Total
Summer 2018	21	0	21	0	0	0	0	0	0	0	0	0
Spring 2018	0	0	0	0	0	0	0	0	0	0	0	0
Fall 2017	0	0	0	0	0	0	0	0	0	0	0	0
Total 2017-2018			21			0			0			0
Summer 2017	0	0	0	0	0	0	0	0	0	0	0	0
Spring 2017	0	0	0	0	118	118	0	0	0	0	0	0
Fall 2016	0	0	0	0	0	0	0	0	0	0	0	0
Total 2016-2017			0			118			0			0
Summer 2016	0	0	0	0	0	0	0	0	0	0	0	0
Spring 2016	0	0	0	0	154	154	0	0	0	0	0	0
Fall 2015	0	0	0	0	0	0	0	0	0	0	0	0
Total 2015-2016			0			154			0			0
Summer 2015	0	33	33	0	0	0	0	0	0	0	0	0
Spring 2015	0	0	0	0	221	221	0	0	0	0	0	0
Fall 2014	0	0	0	0	0	0	0	0	0	0	0	0
Total 2014-2015			33			221			0			0
Summer 2014	0	45	45									
Spring 2014	0	221	221									
Fall 2013	0	0	0									
Total 2013-2014			266									
Summer 2013	0	68	68									
Spring 2013	0	228	228									
Fall 2012	0	0	0									
Total 2012-2013			296									
Summer 2012	0	88	88									
Spring 2012	0	120	120									
Fall 2011	0	0	0									
Total 2011-2012			208									
Summer 2011	0	136	136									
Spring 2011	0	156	156									
Fall 2010	0	0	0									
Total 2010-2011			292									
Summer 2010	0	96	96									
Spring 2010	0	178	178									
Fall 2009	0	0	0									
Total 2009-2010			274									
Summer 2009	0	132	132									
Spring 2009	0	156	156									
Fall 2008	0	0	0									
Total 2008-2009			288									
Summer 2008	0	164	164									
Spring 2008	0	122	122									
Fall 2007	0	0	0									
Total 2007-2008			286									
Summer 2007	0	128	128									
Spring 2007	0	144	144									
Fall 2006	0	0	0									
Total 2006-2007			272									
Grand Total 2006-2018			2,236			493			0			0

*Prior to Fall 2014 credit hour generation for International Centers in Oxford, Cortona, and Costa Rica was not recorded. Since 2014, the International Centers have generated an additional 10,463 credit hours (Oxford [2,702], Cortona [5,280], and Costa Rica [2,481]) attributed to students outside of specific colleges and labeled as "Other Units Outside of Academic School/College" in the Office of Institutional Research report. Since 2006, the OIR Report attributed a total of 15,937 "Outside of Academic School/College" credit hours to general study abroad in addition to the International Centers. These "Outside of Academic School/College" credit hours are not reported in the table above.

Sources:

UGA Fact Book. Publication. Office of Institutional Research, University of Georgia. Office of Institutional Research, 2018.
Office of Global Engagement StudyAway Portal Statistics from 2017-2018.

School of Public and International Affairs

272

students participated
in international education

42

students participated
in domestic field study

29

unique countries
visited by students

8

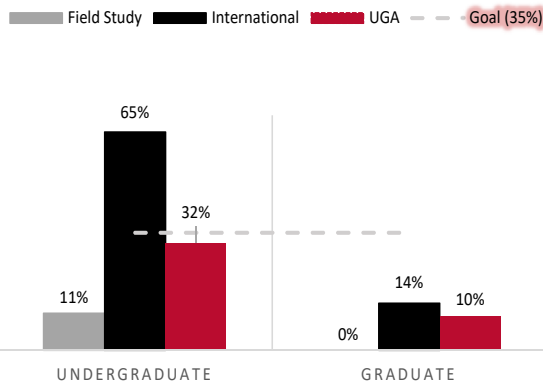
international programs
run out of SPIA

0

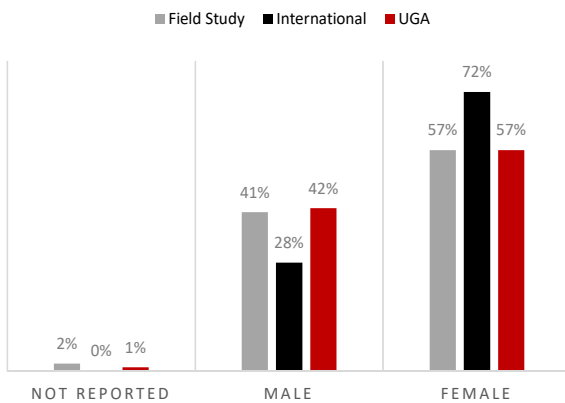
field study programs
run out of SPIA

Strategic Goal: Increase the number of undergraduates who participate in study abroad or student exchange programs to 35% by 2020. (UGA 2020 Strategic Plan, strategic direction IV: Serving the Citizens of the State of Georgia and Beyond, Section C)

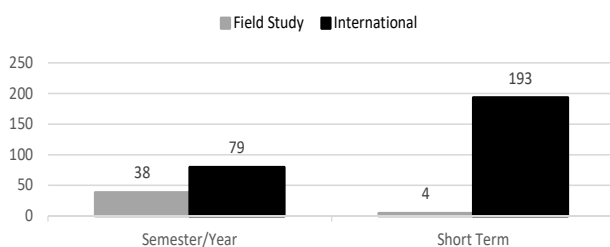
Global Education Participation by Academic Level, SPIA



Global Education Participation by Gender, SPIA



Global Education Participation by Program Length, SPIA



Most Popular Countries

Country	# of Visits	% of Total
United Kingdom	63	15%
Italy	48	12%
United States	42	10%
Germany	27	7%
South Africa	24	6%

Participation by Program Type

Program Type	# of Students	% of Total
UGA Faculty-Led	170	54%
UGA Residential Center	55	18%
UGA Domestic Field Study	42	13%
Non-UGA	36	11%
UGA Exchange	8	3%
UGA Independent Experience	3	1%
Total	314	

SPIA International Programs

Program Name	OGE Allocation	Credit Hours Generated
China Internship (add-on)	\$0.00	24
Maymester Study Abroad in China	\$32,400.00	108
PADP Case Study in Seoul, Korea	\$78,000.00	24
Stellenbosch Study Abroad Program	\$46,800.00	156
Study Abroad in Scotland	\$36,000.00	96
Verona Study Abroad Maymester	\$72,000.00	228
Verona Study Abroad Spring	\$73,800.00	282
International Internship (China)	\$0.00	4
Total	\$261,000.00	922

Office of Global Engagement Scholarships Awarded to SPIA Students

Scholarship	Amount
Oxford Scholarships Incentive	\$28,500.00
Asia Georgia Scholarship	\$18,110.00
Studies Abroad Scholarships	\$8,250.00
Adams Scholarship	\$3,500.00
Oxford Endowed - Bradshaw Fund	\$3,000.00
UGA Foundation Study Abroad Scholarship	\$2,540.00
Graduate Dean's Travel Award	\$2,025.00
Murphy Foundation International Study	\$1,000.00
Total	\$66,925.00

Credit Hour Generation Through Study Abroad*

School of Public & International Affairs: Fall 2006-Summer 2018												
	General Abroad			Oxford			Cortona			Costa Rica		
	Undergrad	Grad	Total	Undergrad	Grad	Total	Undergrad	Grad	Total	Undergrad	Grad	Total
Summer 2018	731	24	755	46	0	46	0	0	0	0	0	0
Spring 2018	354	0	354	200	0	200	0	0	0	0	0	0
Fall 2017	0	0	0	0	0	0	0	0	0	0	0	0
Total 2017-2018			1,109			246			0			0
Summer 2017	508	0	508	0	0	0	0	0	0	0	0	0
Spring 2017	171	0	171	178	0	178	0	0	0	0	0	0
Fall 2016	0	0	0	41	0	41	0	0	0	0	0	0
Total 2016-2017			679			219			0			0
Summer 2016	578	0	578	86	0	86	0	0	0	0	0	0
Spring 2016	213	0	213	204	0	204	0	0	0	0	0	0
Fall 2015	12	0	12	11	0	11	0	0	0	0	0	0
Total 2015-2016			803			301			0			0
Summer 2015	480	0	480	54	0	54	0	0	0	0	0	0
Spring 2015	270	0	270	113	0	113	0	0	0	0	0	0
Fall 2014	4	0	4	57	0	57	0	0	0	0	0	0
Total 2014-2015			754			224			0			0
Summer 2014	435	0	435									
Spring 2014	243	0	243									
Fall 2013	20	0	20									
Total 2013-2014			698									
Summer 2013	462	0	462									
Spring 2013	242	0	242									
Fall 2012	0	0	0									
Total 2012-2013			704									
Summer 2012	502	0	502									
Spring 2012	183	0	183									
Fall 2011	0	0	0									
Total 2011-2012			685									
Summer 2011	561	0	561									
Spring 2011	442	20	462									
Fall 2010	0	0	0									
Total 2010-2011			1,023									
Summer 2010	584	0	584									
Spring 2010	270	0	270									
Fall 2009	0	0	0									
Total 2009-2010			854									
Summer 2009	652	1	653									
Spring 2009	632	0	632									
Fall 2008	110	0	110									
Total 2008-2009			1,395									
Summer 2008	652	3	655									
Spring 2008	565	0	565									
Fall 2007	45	0	45									
Total 2007-2008			1,265									
Summer 2007	606	0	606									
Spring 2007	356	0	356									
Fall 2006	318	0	318									
Total 2006-2007			1,280									
Grand Total 2006-2018			11,248			990			0			0

*Prior to Fall 2014 credit hour generation for International Centers in Oxford, Cortona, and Costa Rica was not recorded. Since 2014, the International Centers have generated an additional 10,463 credit hours (Oxford [2,702], Cortona [5,280], and Costa Rica [2,481]) attributed to students outside of specific colleges and labeled as "Other Units Outside of Academic School/College" in the Office of Institutional Research report. Since 2006, the OIR Report attributed a total of 15,937 "Outside of Academic School/College" credit hours to general study abroad in addition to the International Centers. These "Outside of Academic School/College" credit hours are not reported in the table above.

Sources:

UGA Fact Book. Publication. Office of Institutional Research, University of Georgia. Office of Institutional Research, 2018.
Office of Global Engagement StudyAway Portal Statistics from 2017-2018.

School of Social Work

35

students participated
in international education

0

students participated
in domestic field study

13

unique countries
visited by students

2

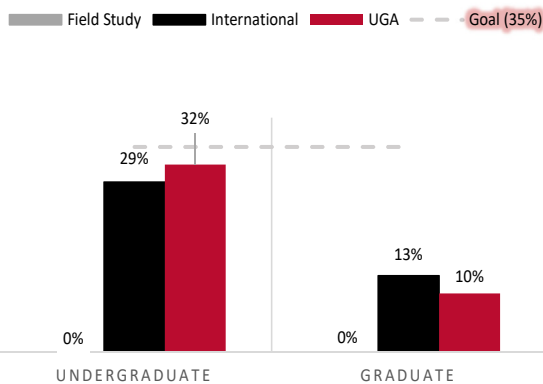
international programs
run out of Social Work

0

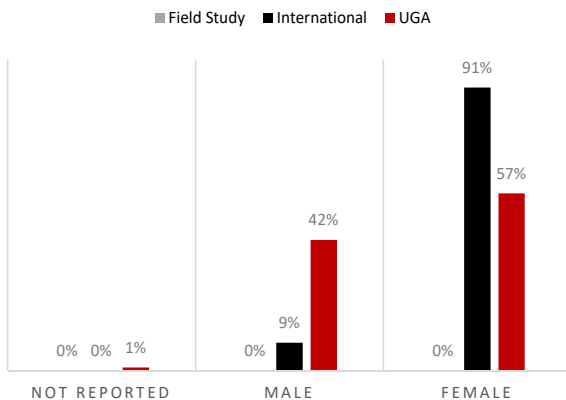
field study programs
run out of Social Work

Strategic Goal: Increase the number of undergraduates who participate in study abroad or student exchange programs to 35% by 2020. (UGA 2020 Strategic Plan, strategic direction IV: Serving the Citizens of the State of Georgia and Beyond, Section C)

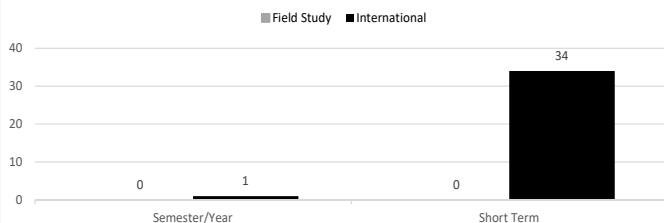
Global Education Participation by Academic Level, Social work



Global Education Participation by Gender, Social Work



Global Education Participation by Program Length, Social work



Most Popular Countries

Country	# of Visits	% of Total
United Kingdom	20	50%
Ghana	5	13%
Italy	3	8%
France	2	5%
Costa Rica	2	5%

Participation by Program Type

Program Type	# of Students	% of Total
UGA Faculty-Led	28	80%
UGA Residential Center	5	14%
Non-UGA	2	6%
Total	35	

School of Social Work International Programs

Program Name	OGE Allocation	Credit Hours Generated
Interdisciplinary Study Abroad in Ghana	\$18,000.00	54
Social Issues in Northern Ireland	\$28,000.00	96
Total	\$46,000.00	150

**Office of Global Engagement Scholarships
Awarded to Social Work Students**

Scholarship	Amount
Graduate Dean's Travel Award	\$6,469.00
Oxford Scholarships Incentive	\$2,000.00
Total	\$8,469.00

Credit Hour Generation Through Study Abroad*

School of Social Work: Fall 2006-Summer 2018												
	General Abroad			Oxford			Cortona			Costa Rica		
	Undergrad	Grad	Total	Undergrad	Grad	Total	Undergrad	Grad	Total	Undergrad	Grad	Total
Summer 2018	27	126	153	0	0	0	0	0	0	0	0	0
Spring 2018	0	0	0	0	0	0	0	0	0	0	0	0
Fall 2017	0	3	3	0	0	0	0	0	0	0	0	0
Total 2017-2018			156			0			0			0
Summer 2017	14	115	130	0	0	0	0	0	0	0	0	0
Spring 2017	0	0	0	0	0	0	0	0	0	0	0	0
Fall 2016	0	0	0	0	0	0	0	0	0	0	0	0
Total 2016-2017			130			0			0			0
Summer 2016	27	105	132	0	0	0	0	0	0	0	0	0
Spring 2016	0	0	0	0	0	0	0	0	0	0	0	0
Fall 2015	0	0	0	0	0	0	0	0	0	0	0	0
Total 2015-2016			132			0			0			0
Summer 2015	24	30	54	0	0	0	0	0	0	0	0	0
Spring 2015	0	0	0	0	0	0	0	0	0	0	0	0
Fall 2014	0	0	0	0	0	0	0	0	0	0	0	0
Total 2014-2015			54			0			0			0
Summer 2014	6	93	99									
Spring 2014	0	0	0									
Fall 2013	0	0	0									
Total 2013-2014			99									
Summer 2013	30	54	84									
Spring 2013	0	0	0									
Fall 2012	0	0	0									
Total 2012-2013			84									
Summer 2012	39	57	96									
Spring 2012	0	0	0									
Fall 2011	0	0	0									
Total 2011-2012			96									
Summer 2011	39	42	81									
Spring 2011	0	0	0									
Fall 2010	0	0	0									
Total 2010-2011			81									
Summer 2010	30	21	51									
Spring 2010	0	0	0									
Fall 2009	0	0	0									
Total 2009-2010			51									
Summer 2009	0	18	18									
Spring 2009	0	0	0									
Fall 2008	0	0	0									
Total 2008-2009			18									
Summer 2008	3	18	21									
Spring 2008	0	0	0									
Fall 2007	0	0	0									
Total 2007-2008			21									
Summer 2007	42	109	151									
Spring 2007	0	0	0									
Fall 2006	0	0	0									
Total 2006-2007			151									
Grand Total 2006-2018			1,073			0			0			0

*Prior to Fall 2014 credit hour generation for International Centers in Oxford, Cortona, and Costa Rica was not recorded. Since 2014, the International Centers have generated an additional 10,463 credit hours (Oxford [2,702], Cortona [5,280], and Costa Rica [2,481]) attributed to students outside of specific colleges and labeled as "Other Units Outside of Academic School/College" in the Office of Institutional Research report. Since 2006, the OIR Report attributed a total of 15,937 "Outside of Academic School/College" credit hours to general study abroad in addition to the International Centers. These "Outside of Academic School/College" credit hours are not reported in the table above.

Sources:

UGA Fact Book. Publication. Office of Institutional Research, University of Georgia. Office of Institutional Research, 2018.
Office of Global Engagement StudyAway Portal Statistics from 2017-2018.

Terry College of Business

840

students participated
in international education

50

students participated
in domestic field study

45

unique countries
visited by students

10

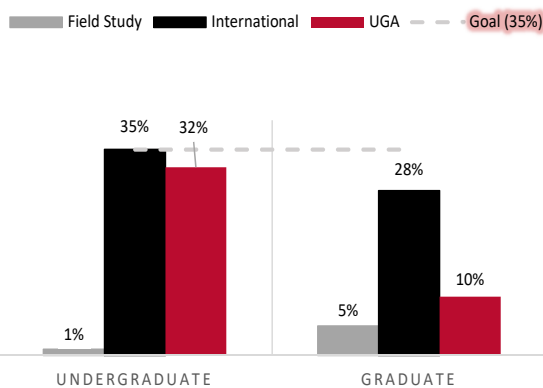
international programs
run out of Terry

1

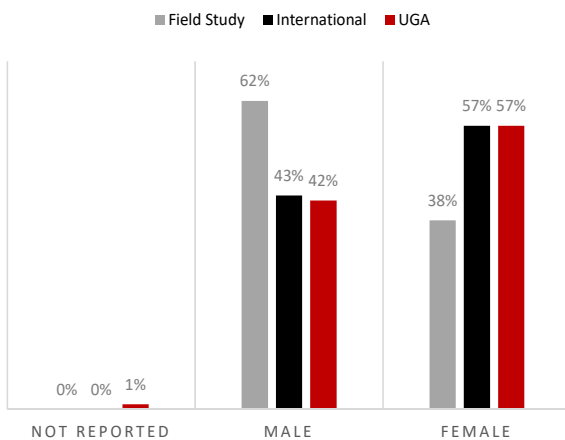
field study programs
run out of Terry

Strategic Goal: Increase the number of undergraduates who participate in study abroad or student exchange programs to 35% by 2020. (UGA 2020 Strategic Plan, strategic direction IV: Serving the Citizens of the State of Georgia and Beyond, Section C)

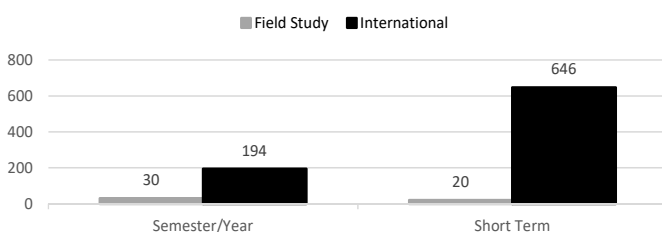
Global Education Participation by Academic Level, Terry



Global Education Participation by Gender, Terry



Global Education Participation by Program Length, Terry



Most Popular Countries

Country	# of Visits	% of Total
Italy	173	14%
United Kingdom	136	11%
Austria	105	9%
Australia	96	8%
Peru	79	7%

Participation by Program Type

Program Type	# of Students	% of Total
UGA Faculty-Led	486	55%
Non-UGA	190	21%
UGA Residential Center	131	15%
UGA Domestic Field Study	50	6%
UGA Exchange	21	2%
UGA Independent Experience	12	1%
Total	890	

Terry College International Programs

Program Name	OGE Allocation	Credit Hours Generated
Bermuda Insurance Market Study	\$0.00	0
Business in China+Internship	\$38,100.00	120
Business in Europe	\$36,000.00	120
Business in Panama	\$18,000.00	60
Business in South America	\$38,100.00	120
Full-Time MBA Program: INTL Travel	\$0.00	0
International Internship	\$0.00	24
London Insurance Market Study Trip	\$0.00	0
Executive MBA INTL Residency (Fall)	\$0.00	0
Professional MBA INTL Residency	\$0.00	171
Total	\$130,200.00	615

Terry College Domestic Field Study Programs

Program Name	Tuition Returns
Professional MBA Program in NYC	\$0.00
Total	\$0.00

Office of Global Engagement Scholarships Awarded to Terry Students

Scholarship	Amount	Scholarship	Amount
Asia Georgia Scholarship	\$63,020.00	Studies Abroad Scholarships	\$3,000.00
Oxford Scholarships Incentive	\$14,500.00	UGA Foundation Study Abroad Scholarship	\$2,000.00
Cortona Scholarships Incentive	\$6,300.00	Murphy Foundation International Study	\$1,700.00
Costa Rica Programs Incentive	\$5,000.00	Oxford Endowed - Shaw Fund	\$1,400.00
Oxford Endowed - Bradshaw Fund	\$3,100.00	Prusiecki Fund	\$1,040.00
Total		\$101,060.00	

Credit Hour Generation Through Study Abroad*

School of Business: Fall 2006-Summer 2018												
	General Abroad			Oxford			Cortona			Costa Rica		
	Undergrad	Grad	Total	Undergrad	Grad	Total	Undergrad	Grad	Total	Undergrad	Grad	Total
Summer 2018	384	0	384	81	0	81	0	0	0	0	0	0
Spring 2018	89	219	308	45	0	45	0	0	0	0	0	0
Fall 2017	9	0	9	0	0	0	0	0	0	0	0	0
Total 2017-2018			701			126			0			0
Summer 2017	295	0	295	56	0	56	0	0	0	0	0	0
Spring 2017	87	234	321	0	0	0	0	0	0	0	0	0
Fall 2016	3	0	3	30	0	30	0	0	0	0	0	0
Total 2016-2017			619			86			0			0
Summer 2016	240	0	240	122	0	122	0	0	0	0	0	0
Spring 2016	24	246	270	14	0	14	0	0	0	0	0	0
Fall 2015	0	0	0	0	0	0	0	0	0	0	0	0
Total 2015-2016			510			135			0			0
Summer 2015	243	0	243	166	0	166	0	0	0	0	0	0
Spring 2015	174	0	174	14	0	14	0	0	0	0	0	0
Fall 2014	0	0	0	38	0	38	0	0	0	0	0	0
Total 2014-2015			417			217			0			0
Summer 2014	344	0	344									
Spring 2014	27	0	27									
Fall 2013	0	0	0									
Total 2013-2014			371									
Summer 2013	264	3	267									
Spring 2013	0	63	63									
Fall 2012	0	0	0									
Total 2012-2013			330									
Summer 2012	278	0	278									
Spring 2012	0	0	0									
Fall 2011	0	0	0									
Total 2011-2012			278									
Summer 2011	289	0	289									
Spring 2011	51	78	129									
Fall 2010	0	0	0									
Total 2010-2011			418									
Summer 2010	258	0	258									
Spring 2010	54	24	78									
Fall 2009	0	0	0									
Total 2009-2010			336									
Summer 2009	312	0	312									
Spring 2009	96	72	168									
Fall 2008	3	0	3									
Total 2008-2009			483									
Summer 2008	318	0	318									
Spring 2008	99	39	138									
Fall 2007	0	0	0									
Total 2007-2008			456									
Summer 2007	237	0	237									
Spring 2007	93	84	177									
Fall 2006	0	0	0									
Total 2006-2007			414									
Grand Total 2006-2018			5,333			564			0			0

*Prior to Fall 2014 credit hour generation for International Centers in Oxford, Cortona, and Costa Rica was not recorded. Since 2014, the International Centers have generated an additional 10,463 credit hours (Oxford [2,702], Cortona [5,280], and Costa Rica [2,481]) attributed to students outside of specific colleges and labeled as "Other Units Outside of Academic School/College" in the Office of Institutional Research report. Since 2006, the OIR Report attributed a total of 15,937 "Outside of Academic School/College" credit hours to general study abroad in addition to the International Centers. These "Outside of Academic School/College" credit hours are not reported in the table above.

Sources:

UGA Fact Book. Publication. Office of Institutional Research, University of Georgia. Office of Institutional Research, 2017.
Office of Global Engagement GoAbroad Portal Statistics from 2016-2017.

Warnell School of Forestry and Natural Resources

25

students participated
in international education

77

students participated
in domestic field study



9

unique countries
visited by students



12

international programs
run out of Warnell

7

field study programs
run out of Warnell

Strategic Goal: Increase the number of undergraduates who participate in study abroad or student exchange programs to 35% by 2020. (UGA 2020 Strategic Plan, strategic direction IV: Serving the Citizens of the State of Georgia and Beyond, Section C)

Warnell International Programs

Program Name	OGE Allocation	Credit Hours Generated
Discover Abroad: Winter Break Australia	\$41,200.00	192
Discover Abroad: Fiji Ecotourism and Sustainability	\$36,000.00	135
Discover Abroad: Maymester Australia and New Zealand Animal Behavior	\$37,200.00	192
Discover Abroad: Maymester Australia and New Zealand International Business	\$51,500.00	186
Discover Abroad: Maymester Australia and New Zealand International Business Topics	\$53,500.00	186
Discover Abroad: Maymester Australia and New Zealand Natural History of the South Pacific	\$52,500.00	192
Discover Abroad: Maymester Australia and New Zealand Issues and Sustainability	\$49,200.00	192
Discover Abroad: Maymester Botswana and South Africa	\$16,500.00	102
Discover Abroad: Spring Semester Australia, New Zealand, Fiji, Hawaii	\$88,200.00	407
Discover Abroad: Summer Australia Global Health	\$44,000.00	162
Discover Abroad: Summer Botswana and South Africa	\$16,500.00	102
Discover Abroad: Summer England and Scotland	\$32,000.00	108
Total	\$518,300.00	2,156

Most Popular Countries

Country	# of Visits	% of Total
United States	77	73%
South Africa	12	11%
Australia	5	5%
New Zealand	4	4%
United Kingdom	2	2%

Participation by Program Type

Program Type	# of Students	% of Total
UGA Domestic Field Study	77	75%
UGA Faculty-Led	21	21%
UGA Independent Experience	2	2%
UGA Exchange	1	1%
UGA Residential Center	1	1%
Total	102	

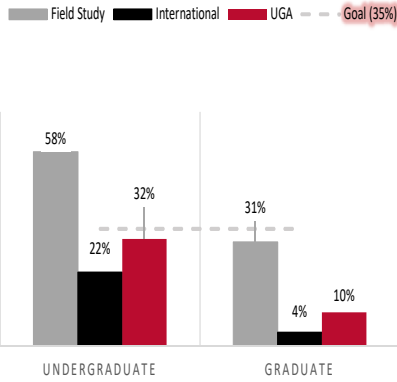
Office of Global Engagement Scholarships Awarded to Warnell Students

Scholarship	Amount
Asia Georgia Scholarship	\$9,000.00
Costa Rica Programs Incentive	\$500.00
Murphy Foundation International Study	\$4,000.00
Total	\$13,500.00

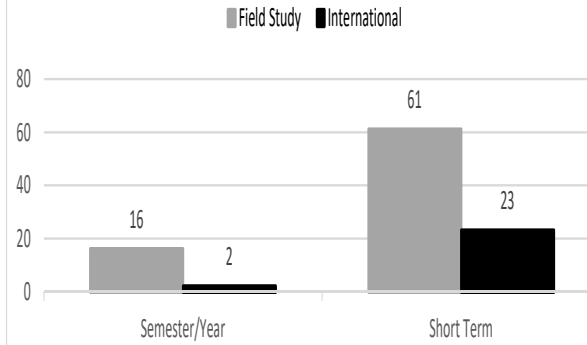
Warnell Domestic Field Study Programs

Program Name	Tuition Returns
Summer in Great Smoky Mountains	\$0.00
Discover Abroad: Soring Break in Hawaii	\$31,864.00
Field and Molecular Techniques in Wildlife Research and Management	\$0.00
Field Study-Wildland Fire	\$11,439.00
Fisheries Field Camp	\$5,138.00
Forestry Field Camp	\$29,331.00
Prescribed Fire in the Forest Ecosystem	\$0.00
Total	\$77,772.00

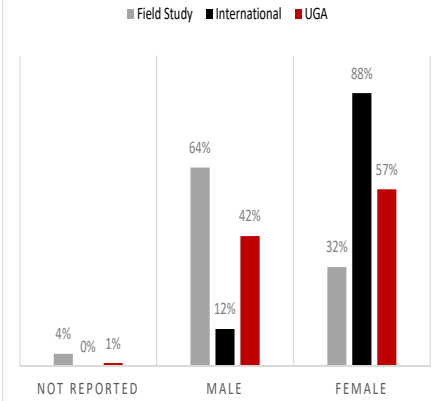
Global Education Participation by Academic Level, Warnell



Global Education Participation by Program Length, Warnell



Global Education Participation by Gender, Warnell



Credit Hour Generation Through Study Abroad*

School of Forestry and Natural Resources: Fall 2006-Summer 2018												
	General Abroad			Oxford			Cortona			Costa Rica		
	Undergrad	Grad	Total	Undergrad	Grad	Total	Undergrad	Grad	Total	Undergrad	Grad	Total
Summer 2018	1,315	51	1,366	0	0	0	0	0	0	0	0	0
Spring 2018	357	0	357	0	0	0	0	0	0	0	0	0
Fall 2017	0	0	0	0	0	0	0	0	0	0	0	0
Total 2017-2018			1,723			0			0			0
Summer 2017	1,203	28	1,230	0	0	0	0	0	0	0	0	0
Spring 2017	511	0	511	0	0	0	0	0	0	0	0	0
Fall 2016	0	0	0	0	0	0	0	0	0	0	0	0
Total 2016-2017			1,741			0			0			0
Summer 2016	1,294	35	1,329	0	0	0	0	0	0	0	0	0
Spring 2016	508	27	535	5	0	5	0	0	0	12	7	19
Fall 2015	84	0	84	0	0	0	0	0	0	0	0	0
Total 2015-2016			1,948			5			0			19
Summer 2015	1,382	29	1,411	0	0	0	0	0	0	16	2	18
Spring 2015	374	0	374	0	0	0	0	0	0	12	0	12
Fall 2014	0	0	0	5	0	5	0	0	0	0	0	0
Total 2014-2015			1,785			5			0			30
Summer 2014	1,776	78	1,854									
Spring 2014	448	36	484									
Fall 2013	66	24	90									
Total 2013-2014			2,428									
Summer 2013	1,163	44	1,207									
Spring 2013	401	0	401									
Fall 2012	0	0	0									
Total 2012-2013			1,607									
Summer 2012	1,212	60	1,272									
Spring 2012	316	2	318									
Fall 2011	78	12	90									
Total 2011-2012			1,680									
Summer 2011	1,123	86	1,209									
Spring 2011	137	7	144									
Fall 2010	0	0	0									
Total 2010-2011			1,353									
Summer 2010	1,166	76	1,243									
Spring 2010	153	0	153									
Fall 2009	0	0	0									
Total 2009-2010			1,396									
Summer 2009	1,348	36	1,384									
Spring 2009	312	4	316									
Fall 2008	36	12	48									
Total 2008-2009			1,748									
Summer 2008	1,593	84	1,677									
Spring 2008	148	8	156									
Fall 2007	66	12	78									
Total 2007-2008			1,911									
Summer 2007	1,440	152	1,592									
Spring 2007	223	0	223									
Fall 2006	77	51	128									
Total 2006-2007			1,943									
Grand Total 2006-2018			21,262			11			0			49

*Prior to Fall 2014 credit hour generation for International Centers in Oxford, Cortona, and Costa Rica was not recorded. Since 2014, the International Centers have generated an additional 10,463 credit hours (Oxford [2,702], Cortona [5,280], and Costa Rica [2,481]) attributed to students outside of specific colleges and labeled as "Other Units Outside of Academic School/College" in the Office of Institutional Research report. Since 2006, the OIR Report attributed a total of 15,937 "Outside of Academic School/College" credit hours to general study abroad in addition to the International Centers. These "Outside of Academic School/College" credit hours are not reported in the table above.

Sources:

UGA Fact Book. Publication. Office of Institutional Research, University of Georgia. Office of Institutional Research, 2018.
Office of Global Engagement StudyAway Portal Statistics from 2017-2018.



UNIVERSITY OF GEORGIA

Office of Global Engagement
Global Education
1324 S. Lumpkin St.
Athens, GA 30602

Follow Education Abroad on your favorite
social media platform!
@UGAStudyAbroad



studyaway.uga.edu