

2022 - 2023



GLOBAL ENGAGEMENT REPORT



Office of Global Engagement

Global Education

UNIVERSITY OF GEORGIA



UNIVERSITY OF GEORGIA

Contents

2022-23 Global Engagement Report
A publication of the University of Georgia®
Office of Global Engagement

LAYOUT

Victor Camargo-Fouche

DATA

Victor Camargo-Fouche
Kate Kuzneski
Kyla Standridge

ADMINISTRATION

Jere W. Morehead, President
Jack Hu, Senior Vice President for Academic Affairs and Provost
Martin Kagel, Interim Associate Provost for Global Engagement

GLOBAL EDUCATION

Yana Cornish, Director of Global Education

Chris Robinson, Director of the Cortona International Center
James McClung, Director of the Oxford International Center
Hilda Mata, Director of Africa & Latin America Programming Initiatives

Leah Hicks, Assistant Director for Global Risk, Health, and Safety
Colby Seay, Assistant Director of Global Education

Carmen Candal, Advisor
Jordan Holmes, Advisor
Colleen Larson, Advisor
Cat Powers, Advisor
Amy Williams, Advisor

Greg Hawrelak, Global Education Liason

Victor Camargo-Fouche, Database Administrator

The University of Georgia
Office of Global Engagement
1324 S. Lumpkin St.
Athens, GA 30602
706-542-2900
studyaway@uga.edu | studyaway.uga.edu

Global Engagement

| | |
|--|----|
| Overview | 4 |
| Participation / Countries | 5 |
| Academic / Class Levels | 6 |
| Type / Length | 8 |
| Term / Gender | 9 |
| UGA Faculty-Led / Credits Generated..... | 10 |
| Funding | 11 |
| Student Demographic | 12 |

Bilateral Exchanges

| | |
|-------------------------|----|
| Overview | 14 |
| Outgoing Students | 16 |
| Incoming Students | 20 |

College Reports

| | |
|--|----|
| College of Agricultural and Environmental Sciences | 24 |
| College of Engineering | 26 |
| College of Environment and Design | 28 |
| College of Family and Consumer Sciences | 30 |
| College of Pharmacy | 32 |
| College of Public Health | 34 |
| College of Veterinary Medicine | 36 |
| Franklin College of Arts and Sciences | 38 |
| Grady College of Journalism and Mass Communication | 40 |
| Mary Early Frances College of Education | 42 |
| Odum School of Ecology | 44 |
| School of Law | 46 |
| School of Public and International Affairs | 48 |
| School of Social Work | 50 |
| Terry College of Business | 52 |
| Warnell School of Forestry and Natural Resources | 54 |

GLOBAL ENGAGEMENT: OVERVIEW

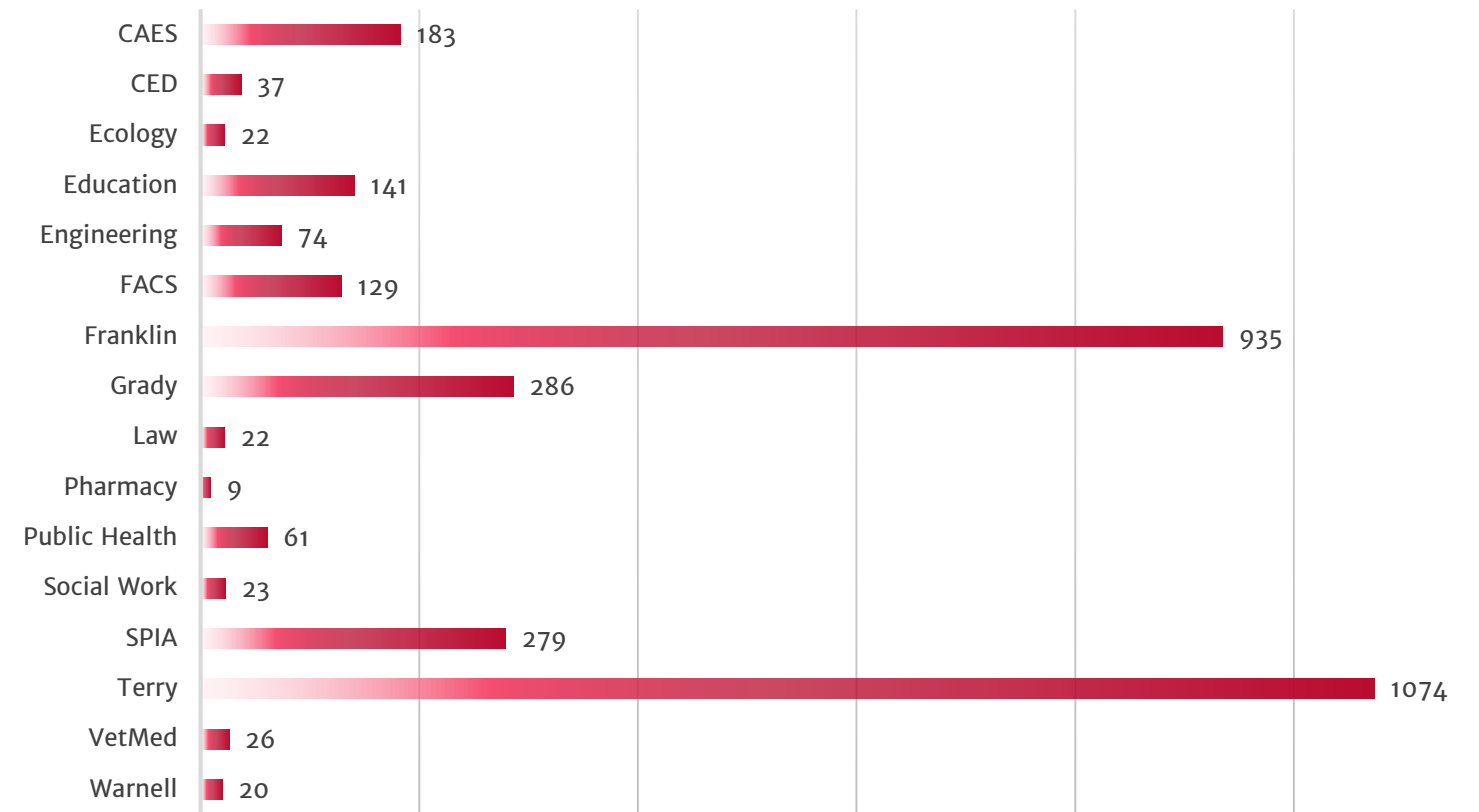
In the diversity of the University of Georgia's (UGA) academic landscape, the significance of education abroad experiences transcend the boundaries of traditional classrooms, encapsulating the essence of global citizenship and immersing students in experiential learning. This UGA Student Global Mobility Report visually illustrates the pivotal role that studying abroad plays in shaping the college experience at UGA.

As a cornerstone of the university's commitment to excellence in teaching and learning, the strategic goals of expanding experiential learning opportunities and promoting academic access align seamlessly with the transformative power of international education. This report provides an insight how across UGA schools and colleges, in pursuit of these goals, the University nurtures global citizens by embracing diversity, fostering experiential learning, and building partnerships with communities both in Georgia and around the world.

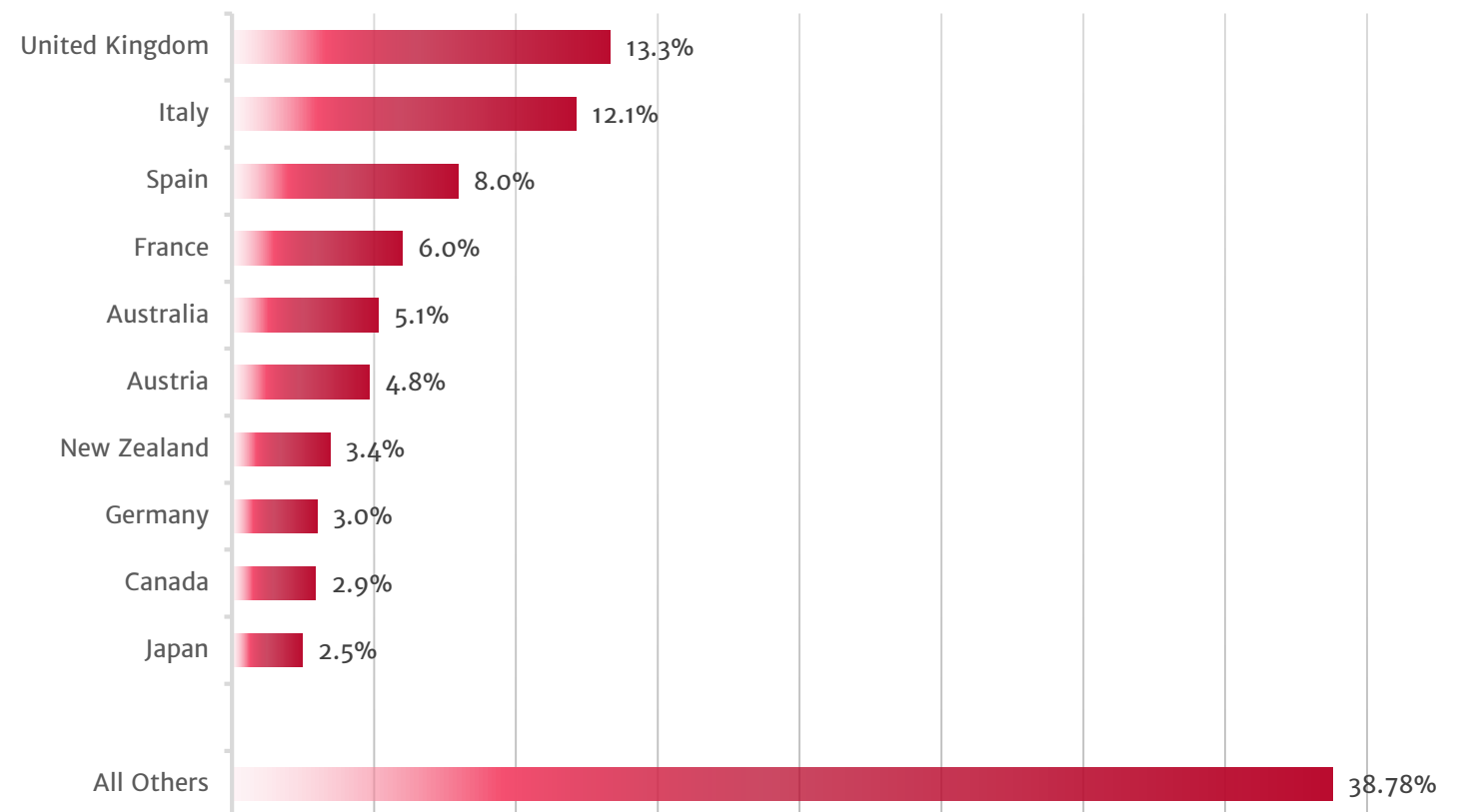
Embarking on a journey of higher education at UGA is not merely an academic pursuit; it's an opportunity to embrace a holistic learning experience. At the heart of this enriching educational journey lies the transformative impact of education abroad programs. Beyond traditional classroom experiences, UGA's commitment to global education opens doors to cultural diversity, fosters personal growth, and cultivates a global perspective crucial for success in an interconnected world.

Over the years, education abroad has become an indispensable component of the University of Georgia's commitment to providing a truly comprehensive and globally minded education for its students and an integral element, enriching the educational journey and contributing to a more inclusive, interconnected, and globally minded campus community.

Participation by College/School



Top 10 Countries



Number of Unique UGA Degree-Seeking Students in Global Education

3419

Overall Number of Experiences Attended

3704

Number of Unique Transient Students in Global Education

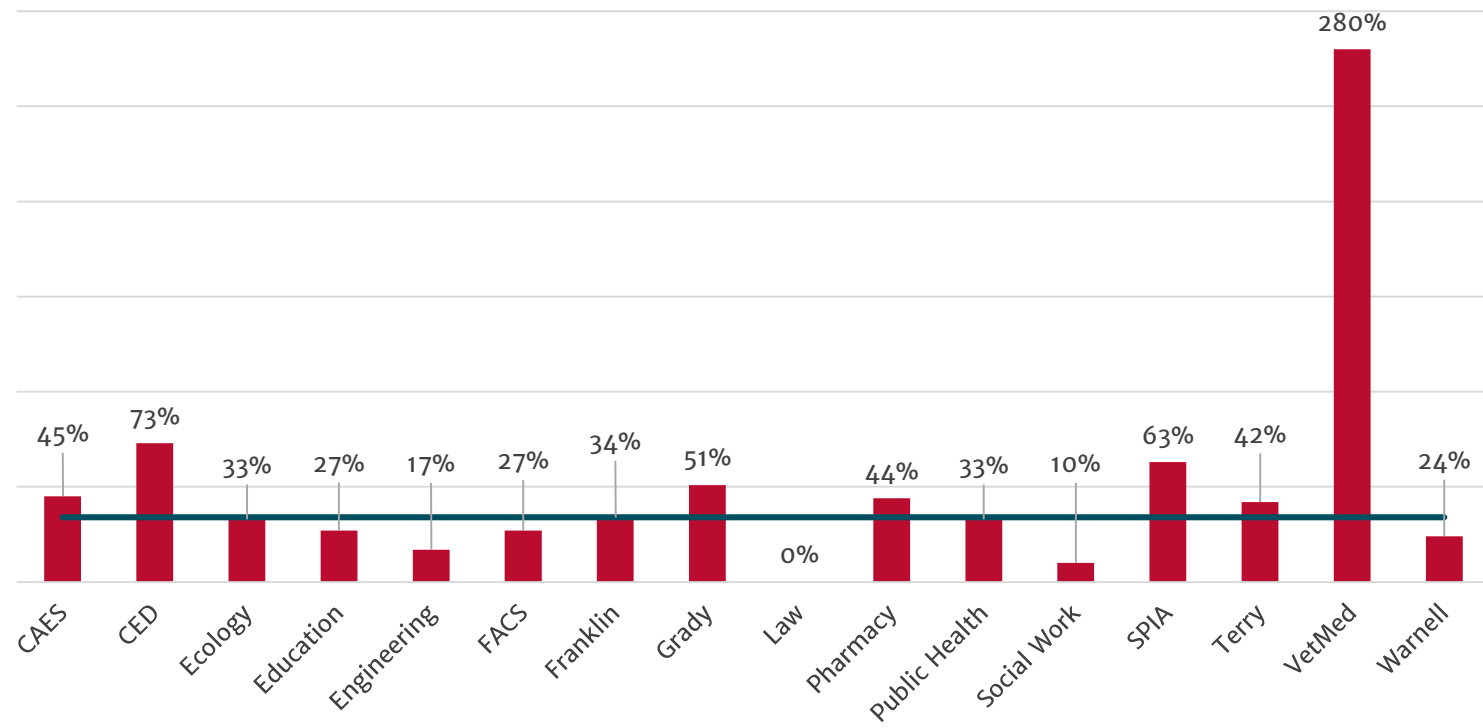
84

Number of Students Who Went on Two or More Experiences

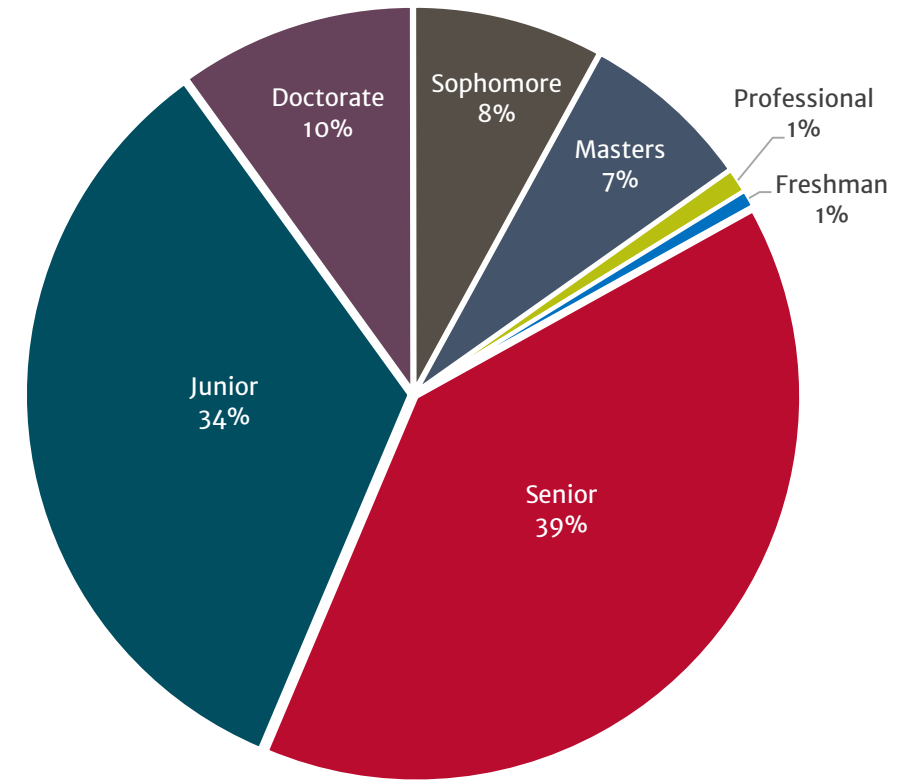
155

UGA Undergraduate Participation* by College

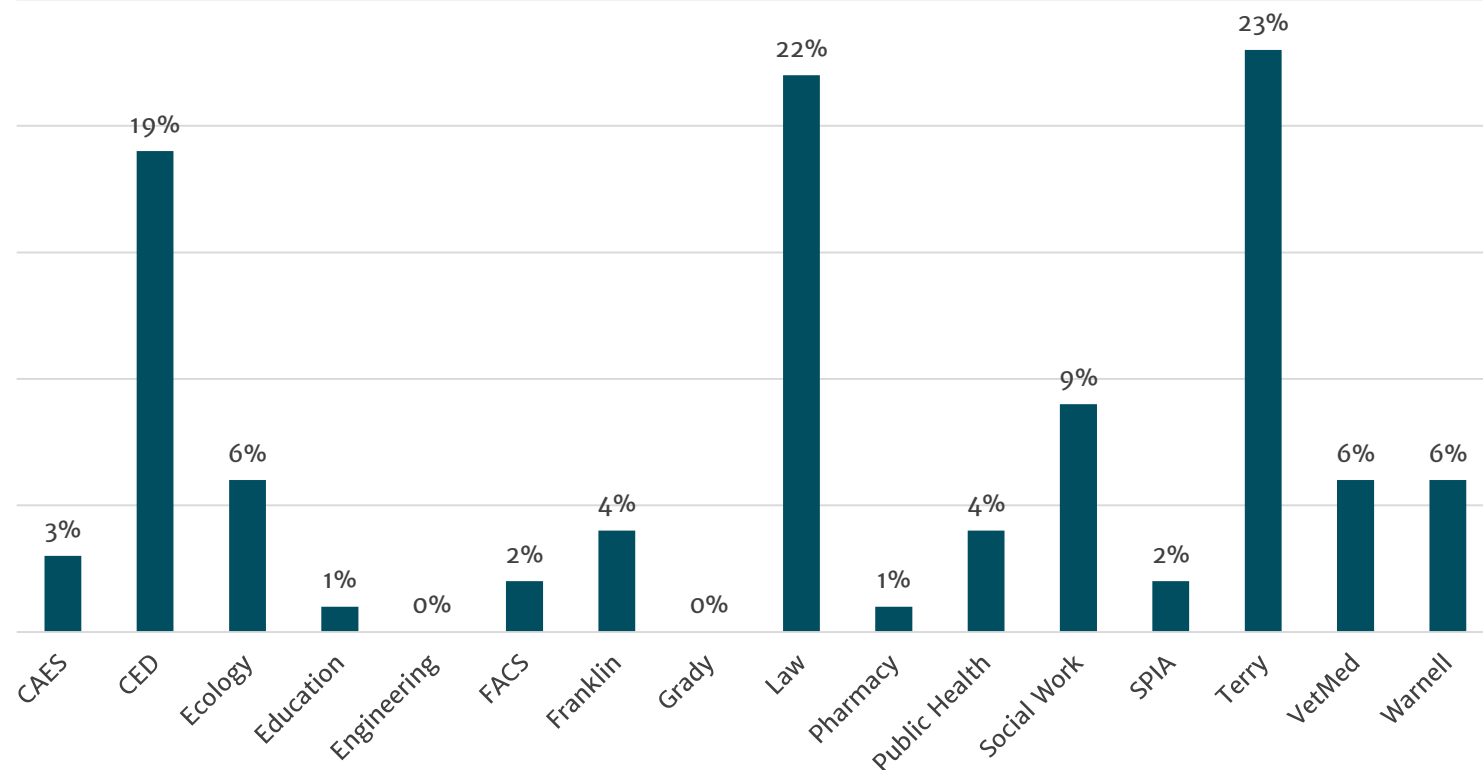
UG % Pre-COVID (34%)



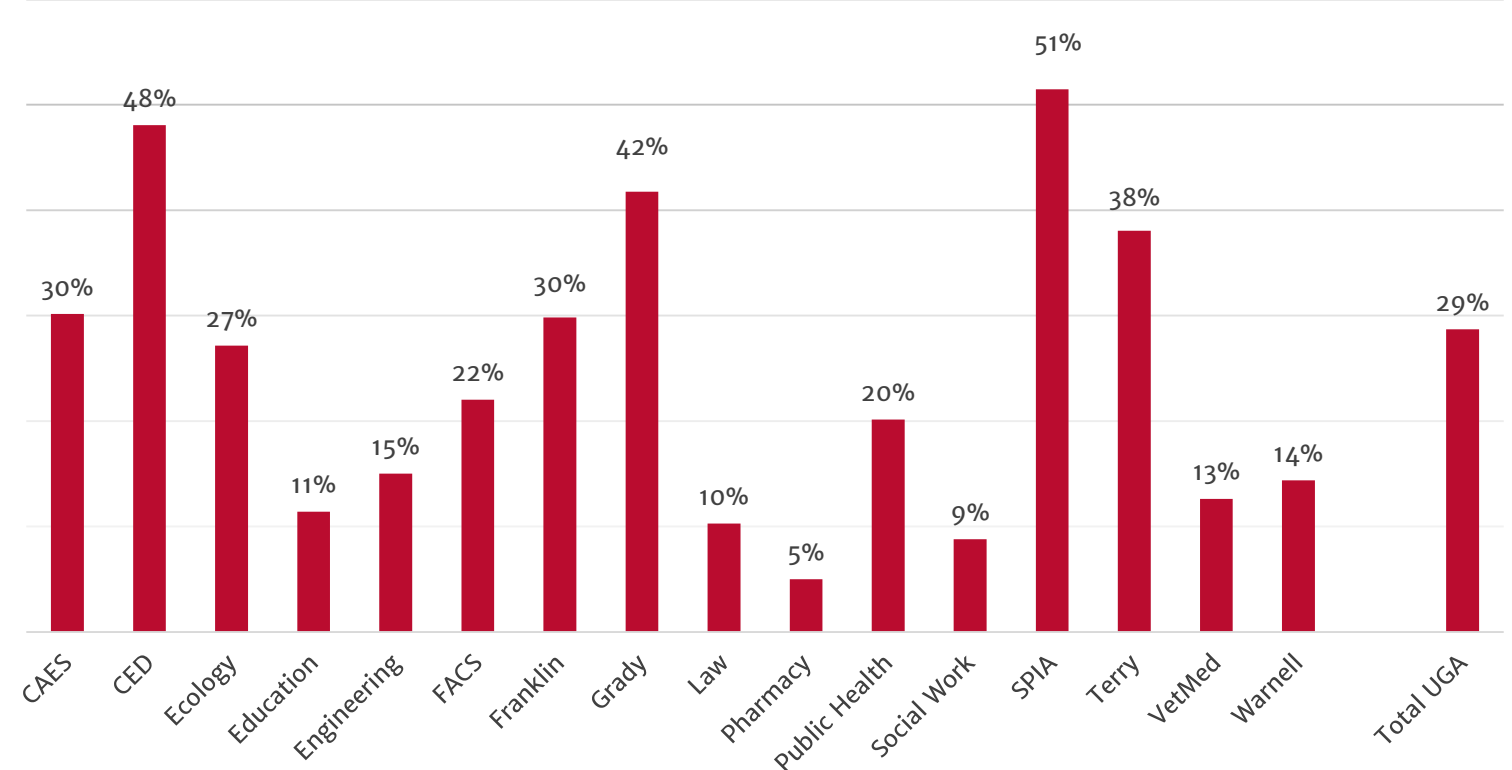
Participation by Academic Class



UGA Graduate Participation by College

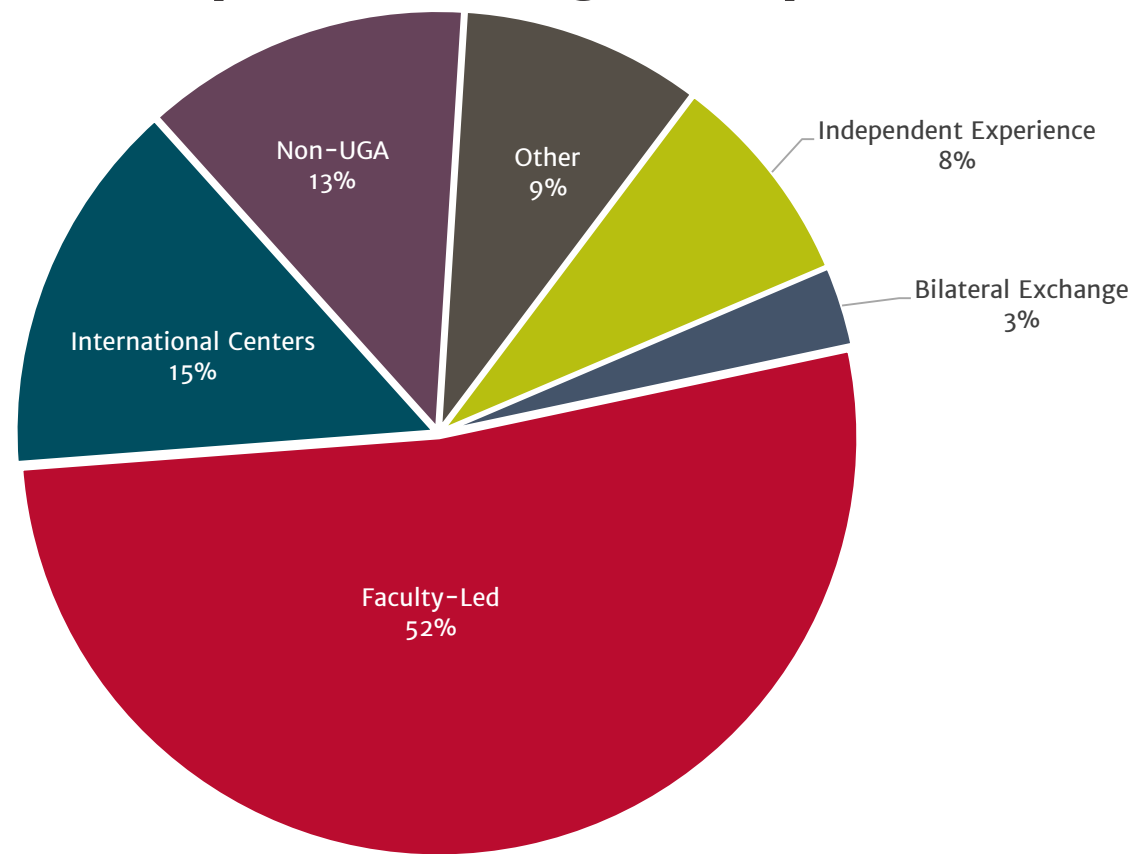


Percentage of Graduated Students who Studied Abroad

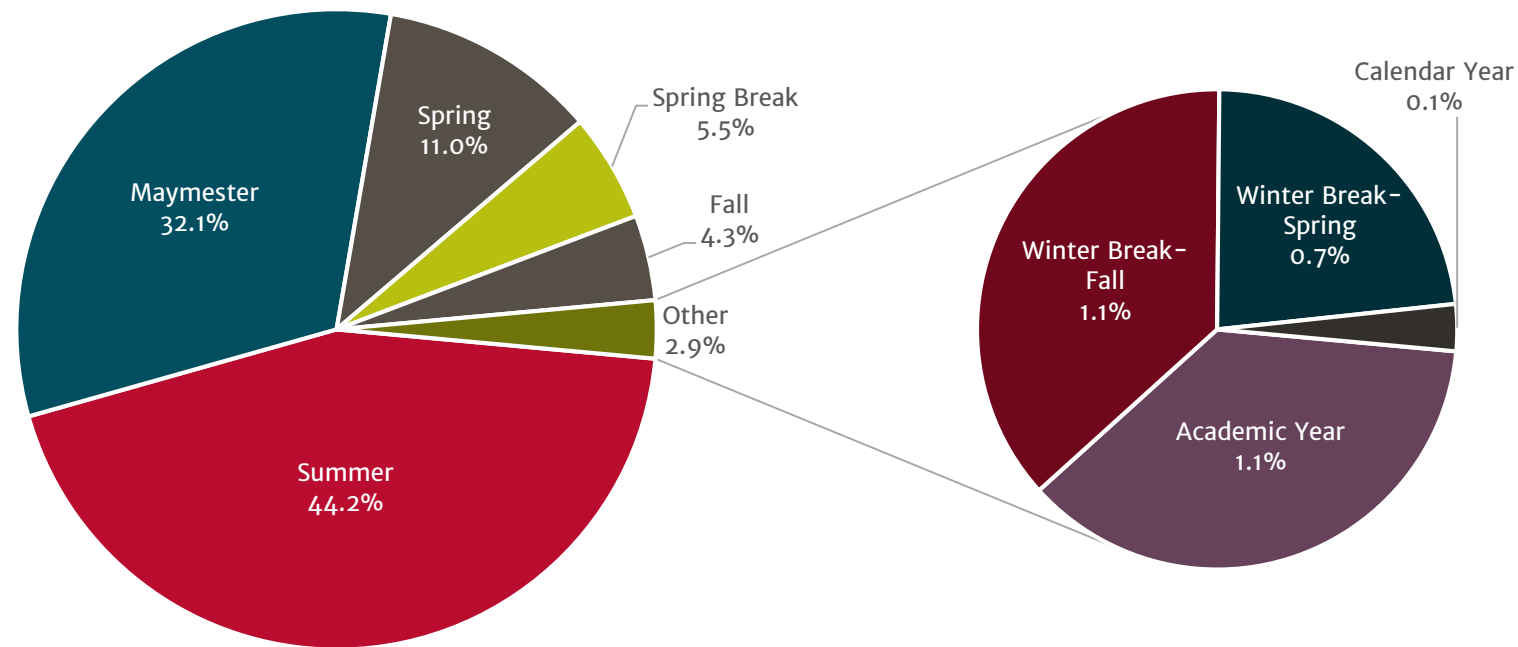


*Participation rates calculated using the Institute of International Education (IIE) metric of number of study abroad students divided by number of degrees conferred. Estimates of undergraduate participation rates may exceed 100 percent due to factors such as students studying abroad more than once, student attrition, and varying cohort sizes from year to year.

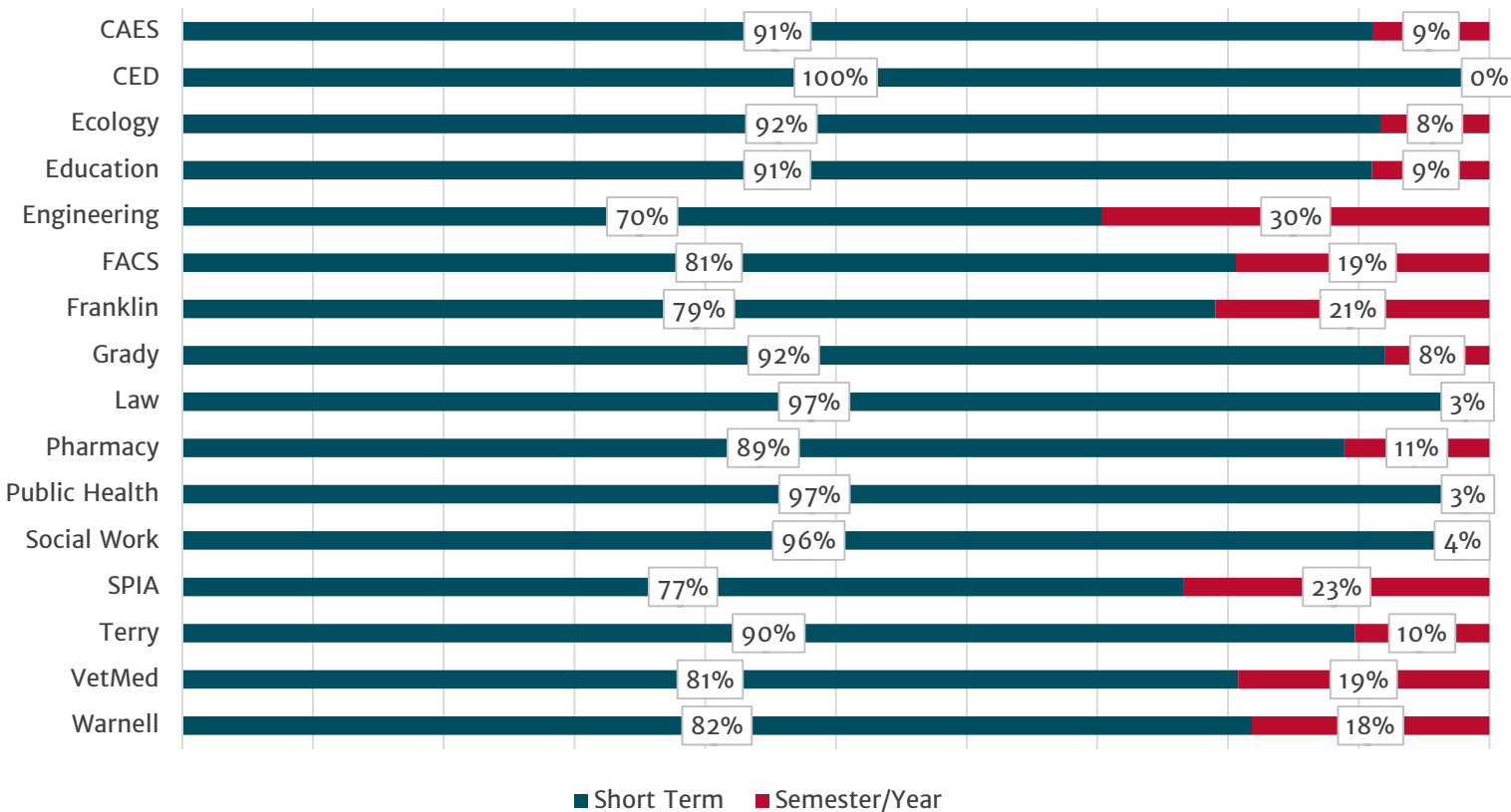
Participation by Program Type



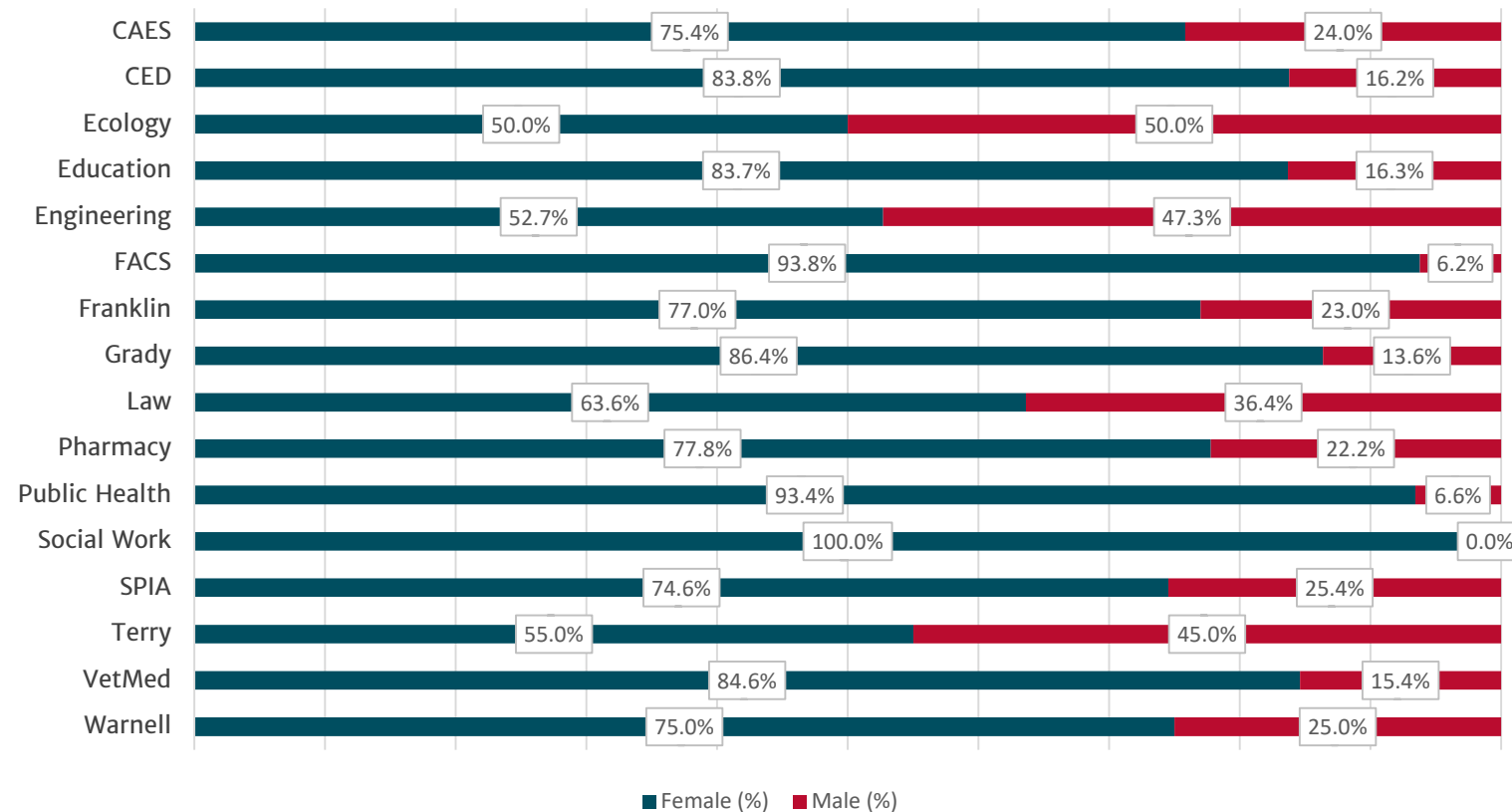
Participation by Term



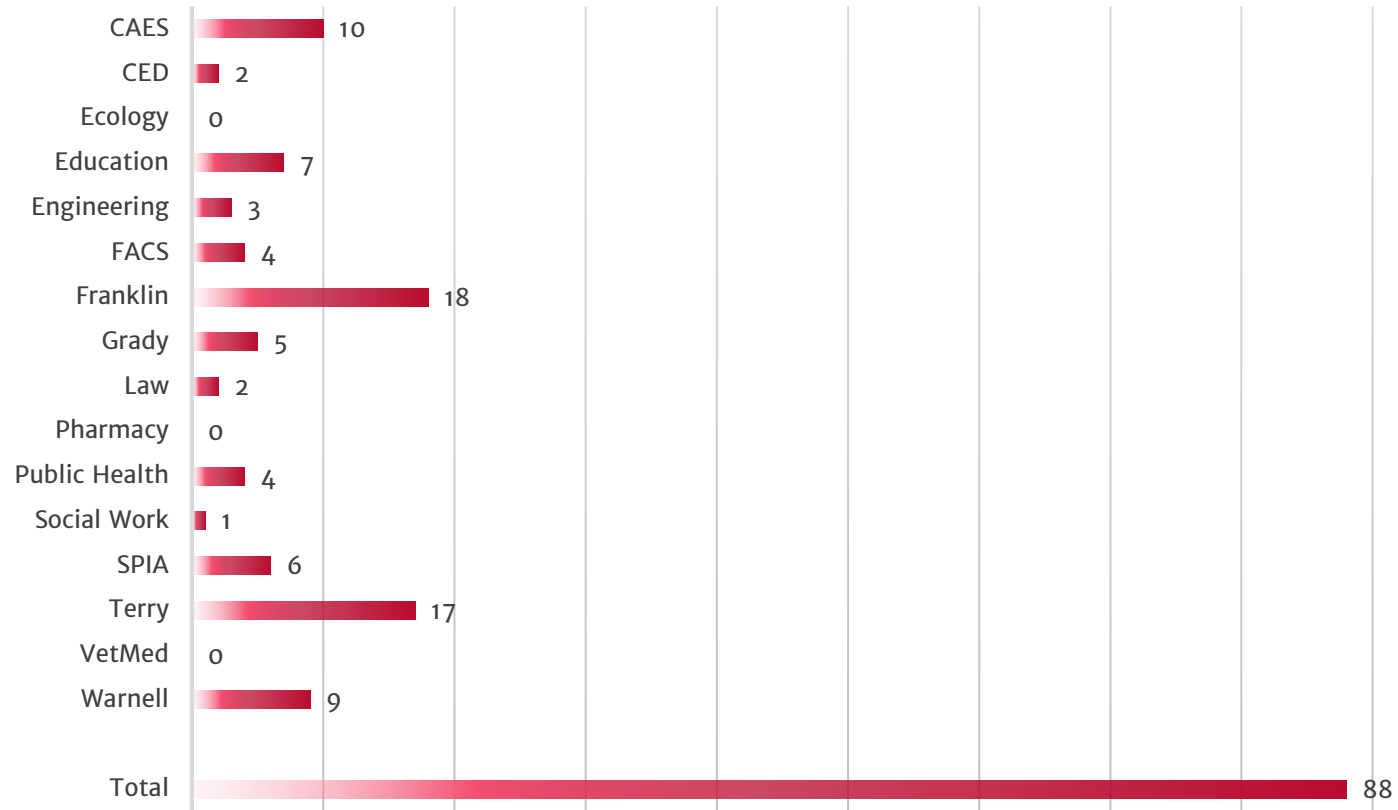
Participation by Length by College/School



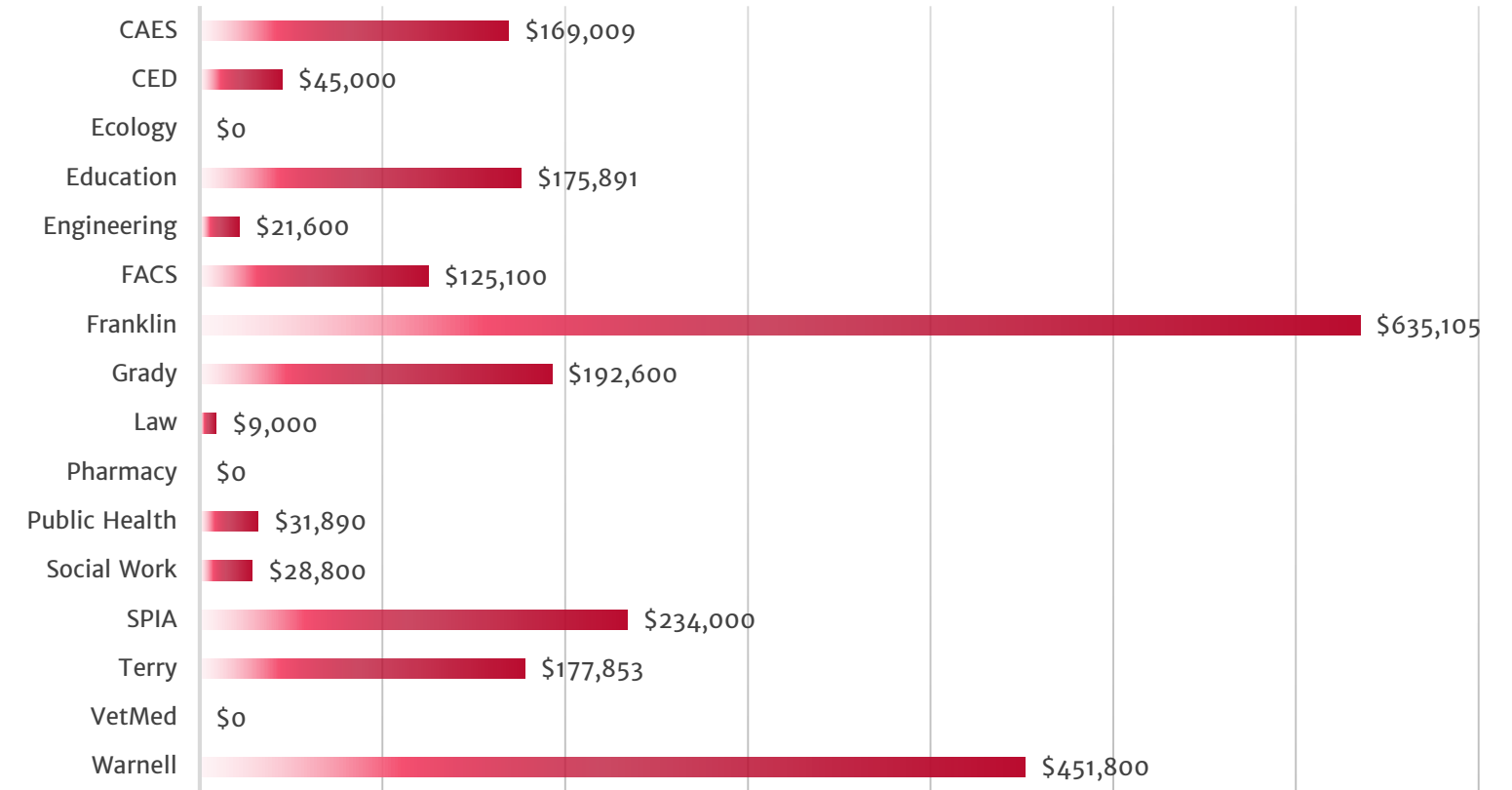
Participation by Gender by College/School



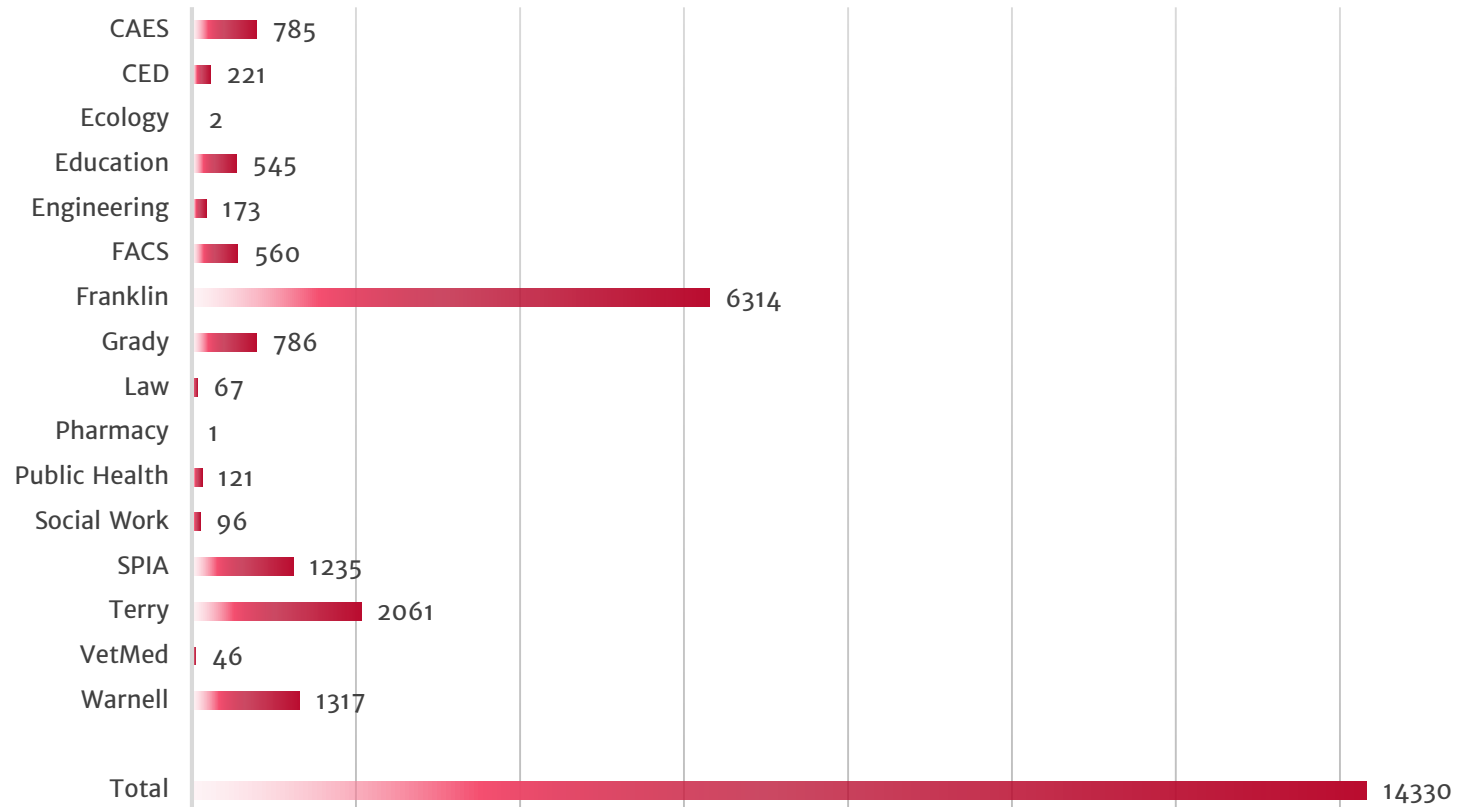
UGA Faculty-Led Programs by College/School



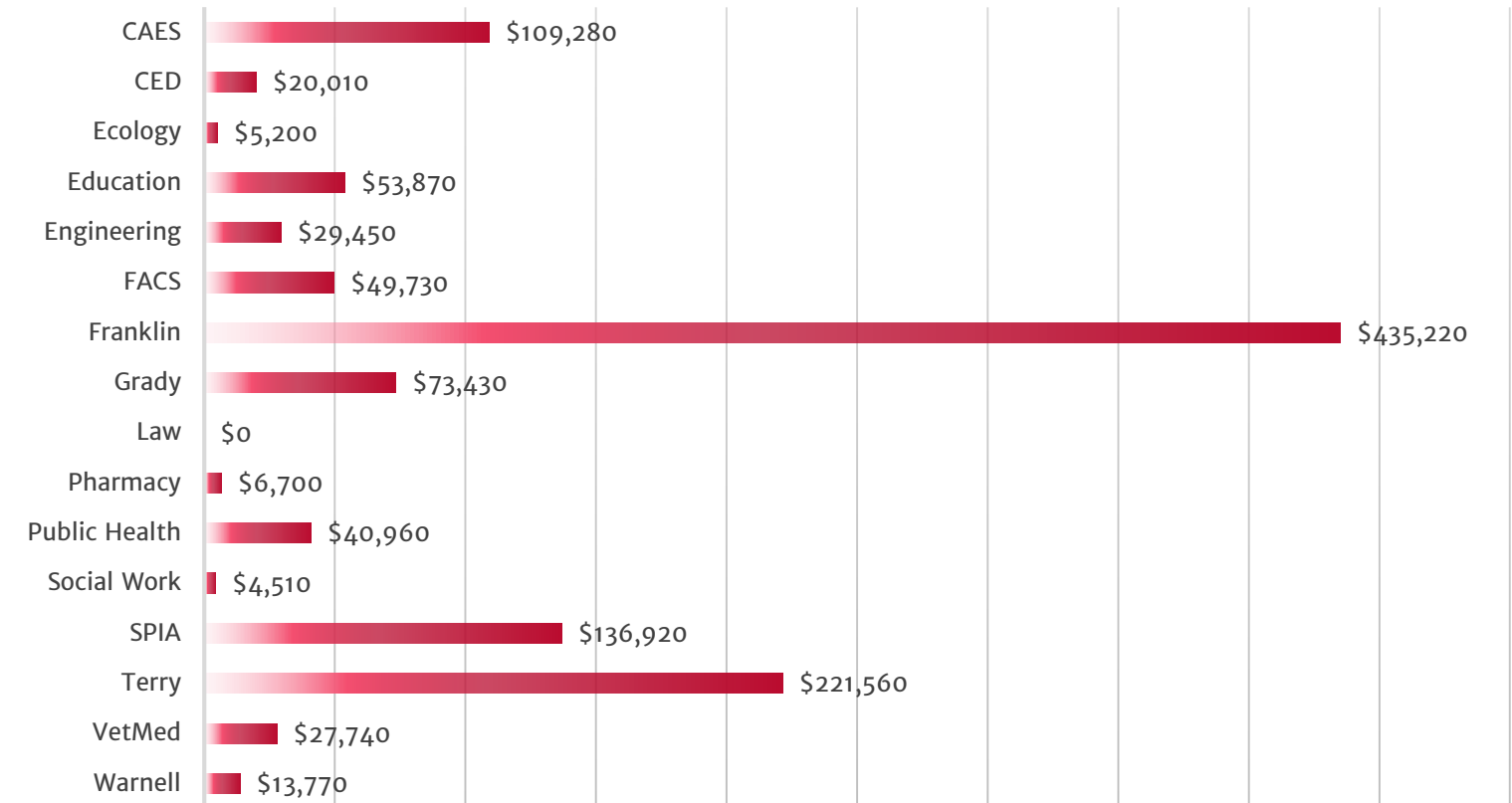
UGA Program Allocations by College/School



Credits Generated by College/School



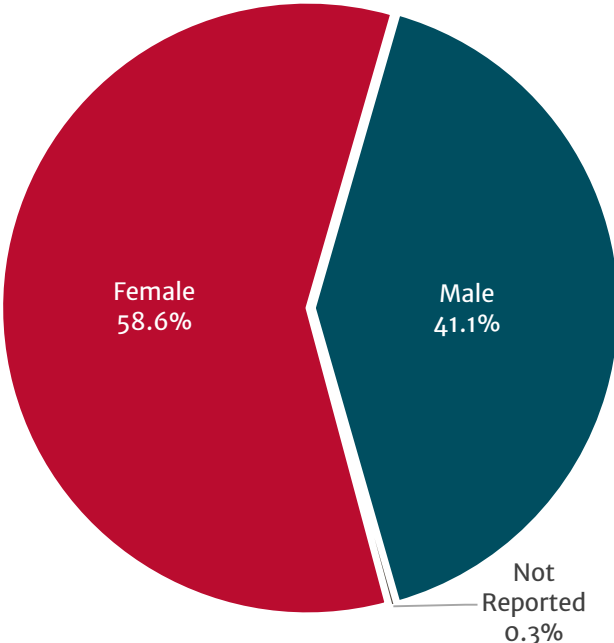
OGE Administered Scholarship Awards by College/School



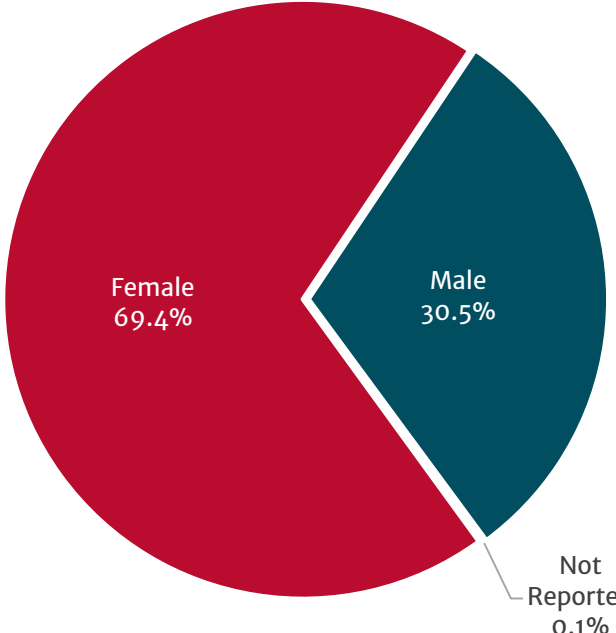
Student Demographics

Gender Identity

UGA Enrollment

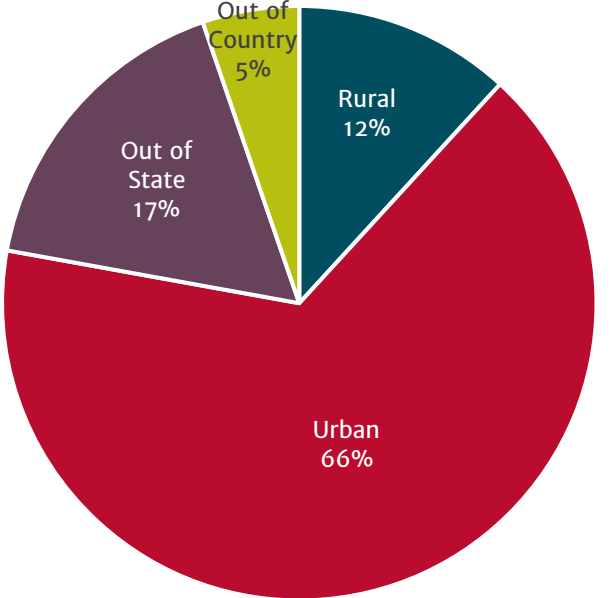


Global Engagement Participation

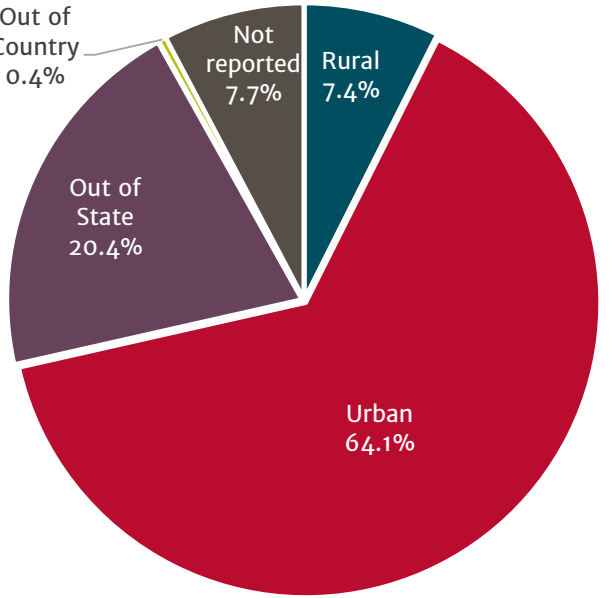


Rurality

UGA Enrollment

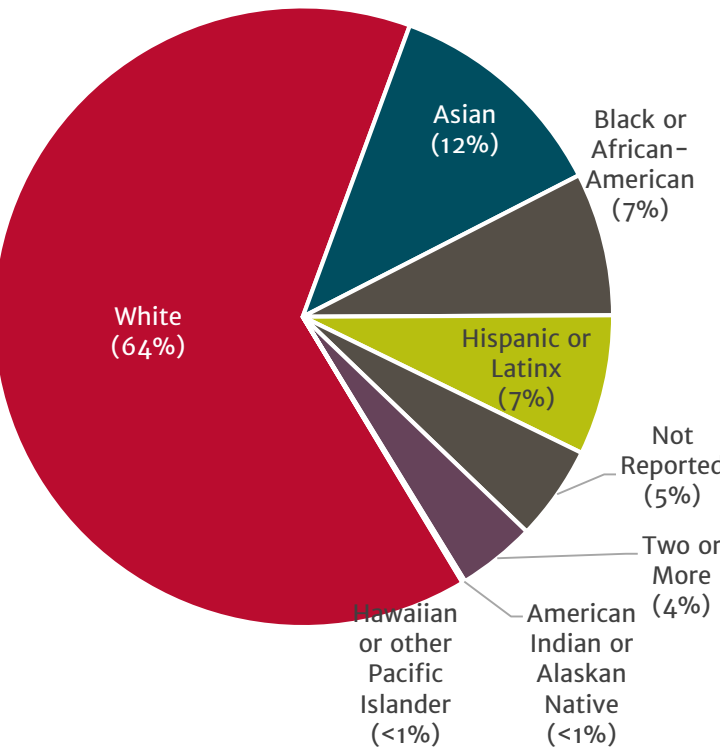


Global Engagement Participation

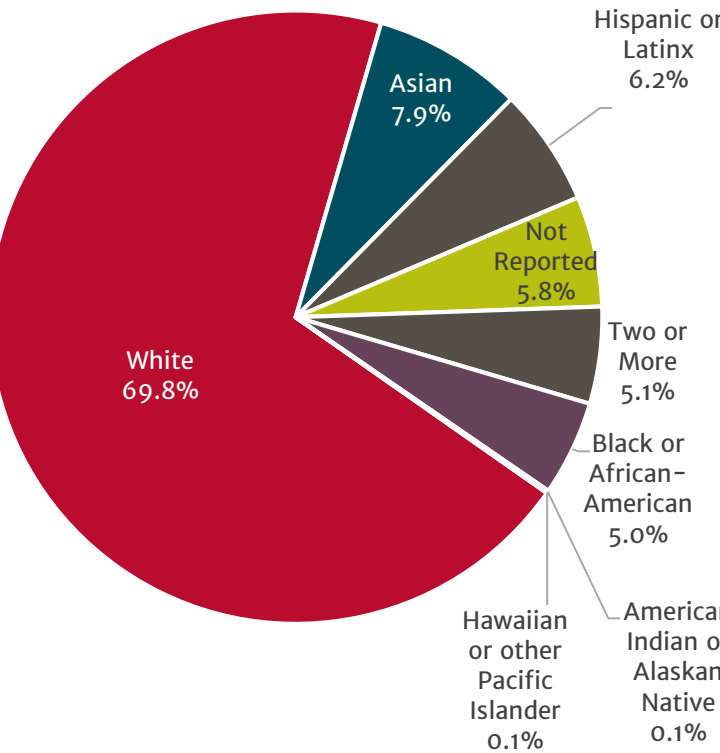


Race/Ethnicity

UGA Enrollment

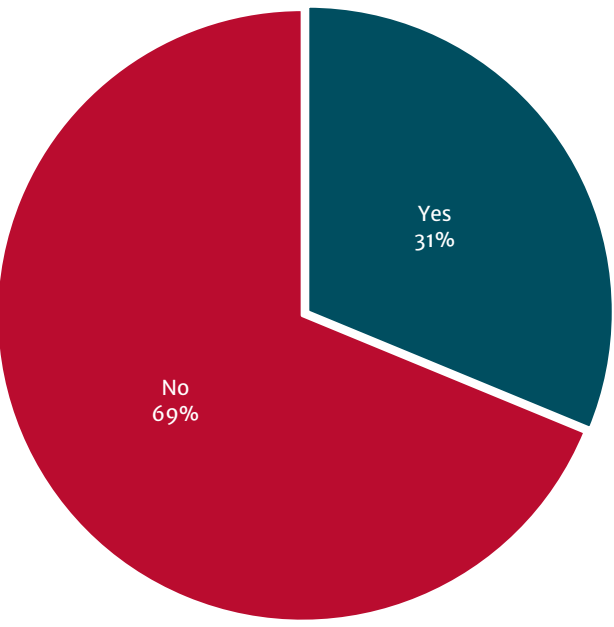


Global Engagement Participation

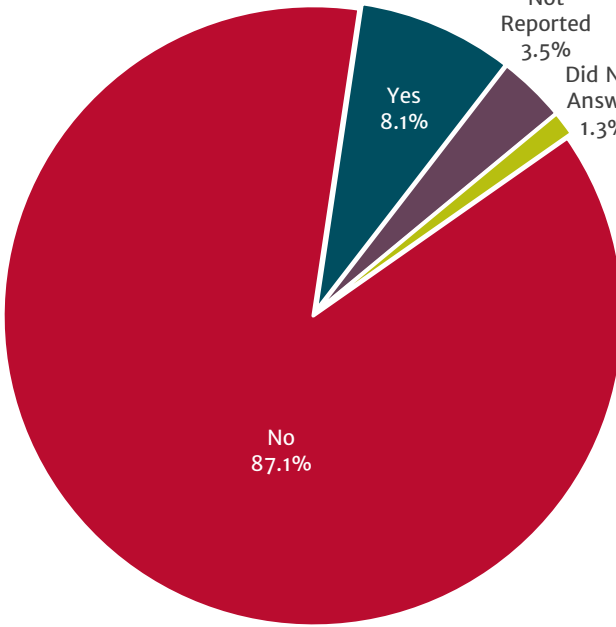


First-Generation Students Abroad

UGA Enrollment



Global Engagement Participation



BILATERAL EXCHANGES: OVERVIEW

The Office of Global Engagement, Global Education unit centrally coordinates and manages outbound and inbound student mobility for 60 international exchange or partner institutions around the world. UGA Exchange Program bilateral partnerships are most often university-wide and offer UGA students the opportunity to study abroad at a prestigious partner institution for a full semester or academic year. A few select summer UGA Exchange options are also available. UGA Exchange Programs offer students the widest choice of academic courses in multiple fields of study and provide fully immersive cultural and academic experiences. UGA students earn transfer credit for major, minor, college, core, etc. and other elective credits to fulfil degree requirements at UGA.

UGA's outbound exchange students on exchange pay a flat Exchange Program Fee, based on UGA's in-state tuition/fee rates. Students are responsible for living costs, airfare and personal expenses abroad. In exchange, incoming international exchange students are admitted to UGA as Non-degree students. These international exchange students enroll in UGA on-campus classes and enhance the classroom and campus experience for all students.

Number of Bilateral Exchange Partnerships

60

Outgoing Bilateral Exchange Students

114

Outgoing Host Countries

17

Outgoing Host Institutions

38

Number of Countries with Bilateral Exchanges

25

Incoming Bilateral Exchange Students

79

Incoming Home Countries

16

Incoming Home Institutions

29

BILATERAL EXCHANGE PARTNERSHIPS

| Asia | | |
|---------------------|--|----------------------|
| China | Peking University | Beijing |
| | Tsinghua University | Beijing |
| Hong Kong | University of Hong Kong | Hong Kong |
| India | O.P. Jindal Global University | Sonipat |
| | Daito Bunka University | Tokyo |
| | Kagoshima University | Kagoshima |
| | Kobe University | Kobe |
| | Kyoto University of Foreign Studies | Kyoto |
| | Kyushu University | Fukuoka |
| Japan | Meiji University | Tokyo |
| | Osaka University | Osaka |
| | Sophia University | Tokyo |
| | Waseda University | Tokyo |
| | Yokohama National University | Yokohama |
| | National University of Singapore | Singapore |
| South Korea | Korea University | Seoul |
| | Sogang University | Seoul |
| | Yonsei University | Seoul |
| Taiwan | National Taiwan University | Taipei |
| Europe | | |
| Austria | Universität für Bodenkultur Wien | Vienna |
| | Wirtschaftsuniversität Wien | Vienna |
| France | Institut d'Études Politiques | Paris |
| | UniLaSalle | Beauvais |
| | Université Clermont Auvergne | Clermont-Ferrand |
| | Université Jean Moulin Lyon III | Lyon |
| Germany | Friedrich-Alexander Universität | Erlangen & Nuremberg |
| | Karlsruhe Institute of Technology | Karlsruhe |
| | Leibniz Universität Hannover | Hannover |
| | Ludwig Maximilian University of Munich | Munich |
| | Universität Bamberg | Bamberg |
| | Universität Heidelberg | Heidelberg |
| | Universität Hohenheim | Stuttgart |
| Universität Rostock | Rostock | |
| Italy | Politecnico di Torino | Turin |

| Africa | | |
|----------------------------|---|------------------|
| Ghana | University of Cape Coast | Cape Coast |
| South Africa | Stellenbosch University | Stellenbosch |
| Australia/Pacific Islands | | |
| Australia | University of Canberra | Canberra |
| | University of Sydney | Sydney |
| New Zealand | University of Auckland | Auckland |
| Latin America & Caribbean | | |
| Brazil | Universidade Federal de São João Del-Rei | São João Del-Rei |
| Chile | Universidad de Chile | Santiago |
| | Universidad del Desarrollo | Santiago |
| Costa Rica | Universidad de Costa Rica | San José |
| Ecuador | Universidad San Francisco de Quito | Quito |
| Middle East & North Africa | | |
| Turkey | Istanbul Technical University | Istanbul |
| | Middle East Technical University | Ankara |
| Europe | | |
| Netherlands | Maastricht University | Maastricht |
| | Vrije Universiteit Amsterdam | Amsterdam |
| Spain | IE University Madrid | Madrid |
| | Universidad Pública de Navarra | Pamplona |
| Sweden | Swedish University of Agricultural Sciences | Alnarp |
| Switzerland | ETH Zurich | Zurich |
| | University of Zürich | Zurich |
| United Kingdom | Aberystwyth University | Aberystwyth |
| | Lancaster University | Lancaster |
| | University of Leicester | Leicester |
| | University of Liverpool | Liverpool |
| | University of Nottingham | Nottingham |
| | University of Sussex | Brighton |

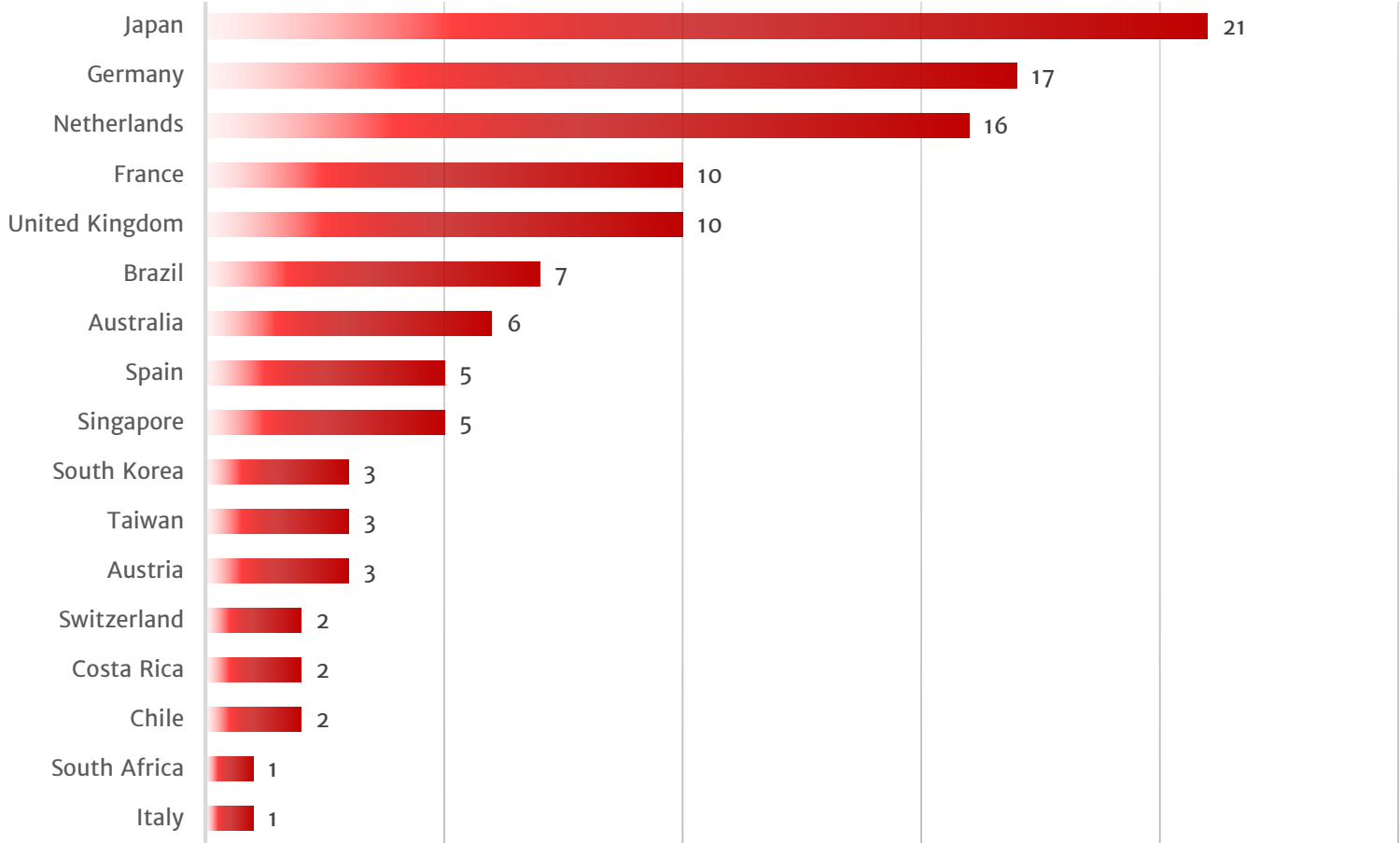
EXCHANGES: OUTGOING

Participation by Host Institution

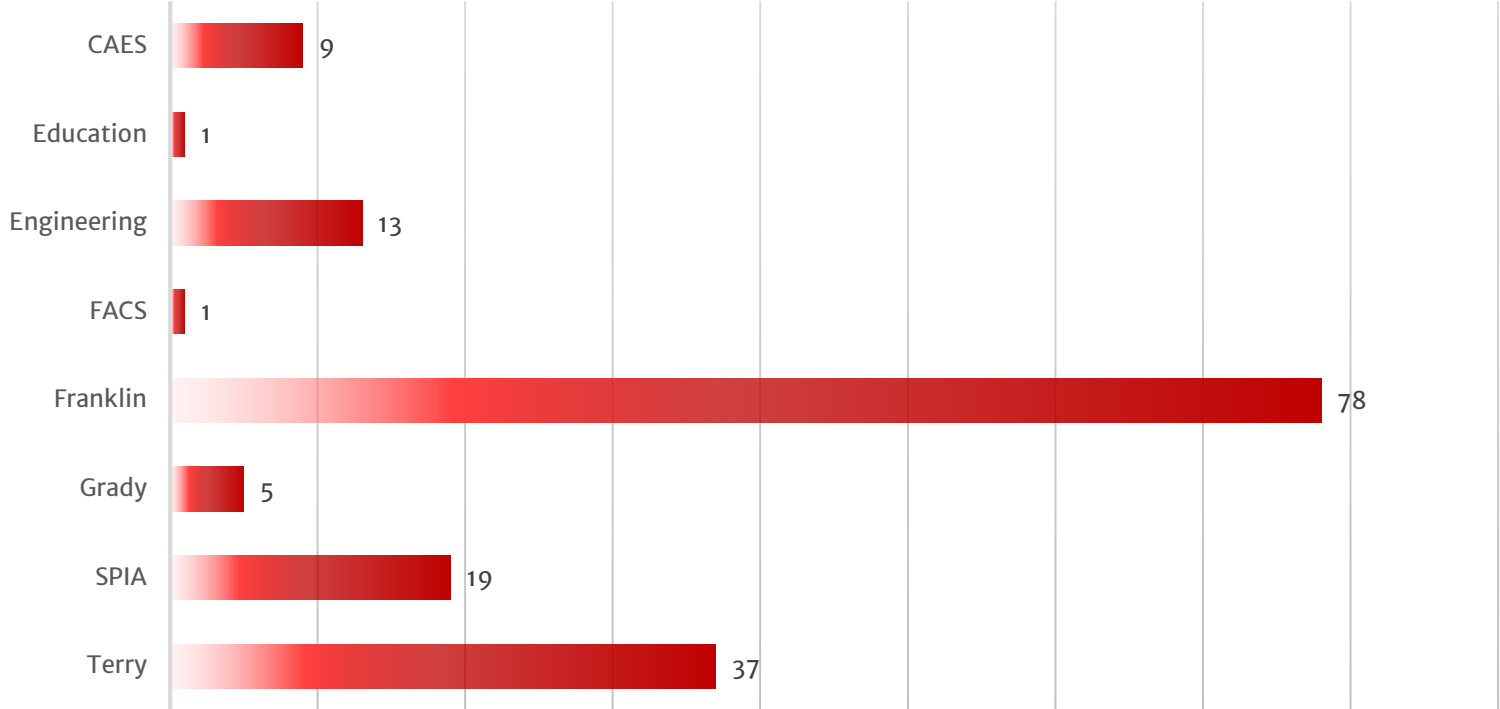
| Institution | Country | Participants |
|--|----------------|--------------|
| Vrije Universiteit Amsterdam | Netherlands | 15 |
| Karlsruhe Institute of Technology | Germany | 8 |
| University of Liverpool | United Kingdom | 8 |
| Universidade Federal de São João Del-Rei | Brazil | 7 |
| Institut d'Études Politiques | France | 6 |
| University of Sydney | Australia | 6 |
| National University of Singapore | Singapore | 5 |
| Sophia University | Japan | 5 |
| Universidad Pública de Navarra | Spain | 5 |
| Université Jean Moulin - Lyon III | France | 4 |
| Friedrich-Alexander Universität | Germany | 3 |
| Kobe University | Japan | 3 |
| Ludwig Maximilian University of Munich | Germany | 3 |
| National Taiwan University | Taiwan | 3 |
| Osaka University | Japan | 3 |
| ETH Zurich | Switzerland | 2 |
| Kyoto University of Foreign Studies | Japan | 2 |
| Meiji University | Japan | 2 |
| Sogang University | South Korea | 2 |
| Universidad de Costa Rica | Costa Rica | 2 |
| Wirtschaftsuniversität Wien | Austria | 2 |
| Waseda University | Japan | 2 |

| Institution | Country | Participants |
|----------------------------------|----------------|--------------|
| Aberystwyth University | United Kingdom | 1 |
| Universität für Bodenkultur Wien | Austria | 1 |
| Daito Bunka University | Japan | 1 |
| Politecnico di Torino | Italy | 1 |
| Universität Heidelberg | Germany | 1 |
| Kagoshima University | Japan | 1 |
| Leibniz Universität Hannover | Germany | 1 |
| Stellenbosch University | Italy | 1 |
| Maastricht University | Netherlands | 1 |
| Universidad de Chile | Chile | 1 |
| Universidad del Desarrollo | Chile | 1 |
| Universität Bamberg | Germany | 1 |
| University of Sussex | United Kingdom | 1 |
| Yokohama National University | Japan | 1 |
| Yonsei University | South Korea | 1 |

Participation by Host Country



Participation by College/School

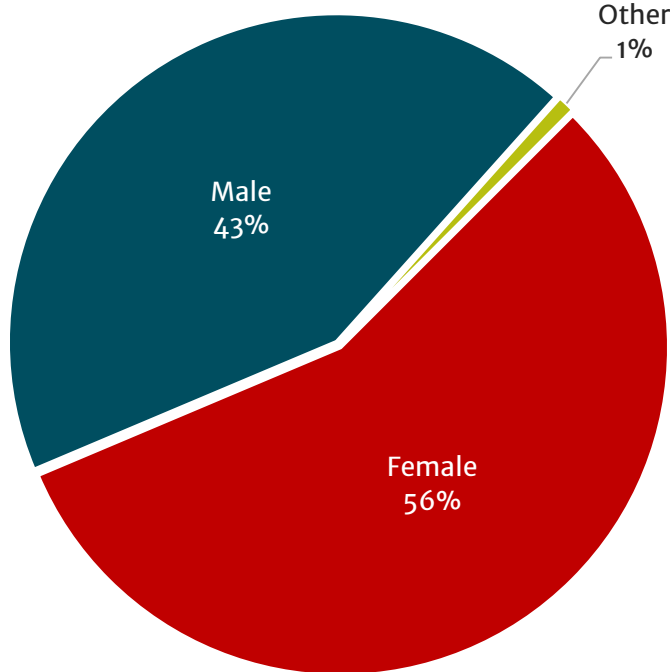


OGE Administered Scholarship Awards for Exchanges

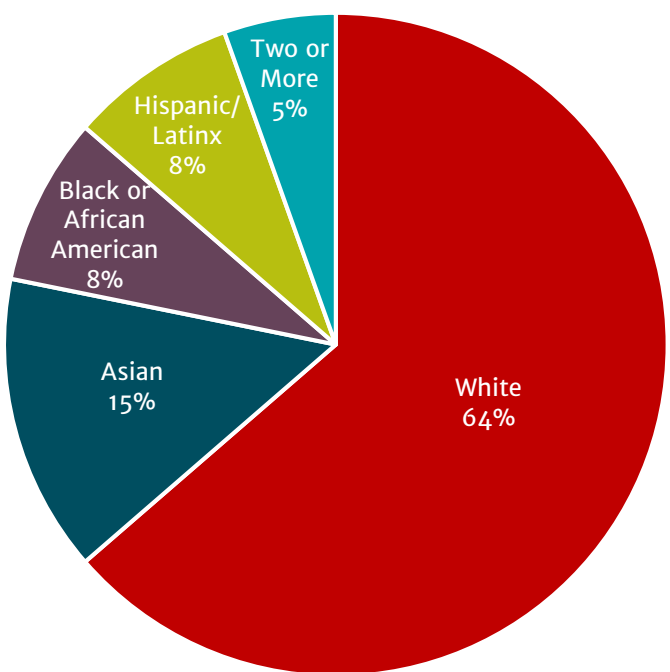
| Scholarship | Awards |
|--|--------------------|
| OGE General Studies Abroad Scholarships | \$31,340.00 |
| McMullan Study Abroad Scholarship | \$14,500.00 |
| Hawkins Travel Assistance Funds | \$5,000.00 |
| OGE Nonendowed Scholarship | \$4,000.00 |
| Incentive Scholarships: ALASA Scholarship | \$3,000.00 |
| Katherine John Murphy Foundation Scholarship | \$3,000.00 |
| Dean G. Rojek Scholarship | \$2,100.00 |
| OGE 3 Way-Split Scholarship | \$2,000.00 |
| Adams Study Abroad Scholarship | \$1,500.00 |
| Prusiecki Family Study Abroad Fund | \$1,000.00 |
| Total | \$67,440.00 |

Outgoing Exchange Demographics

Gender Identity

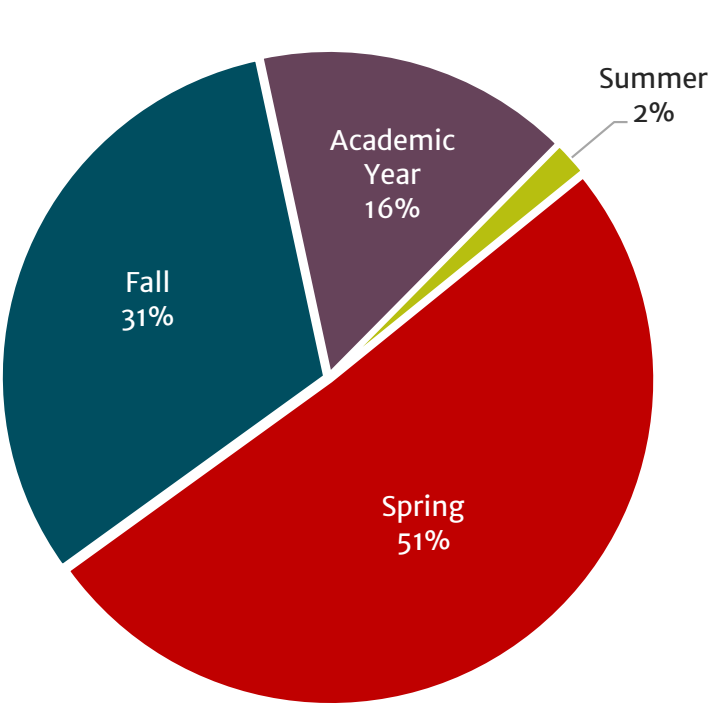


Race/Ethnicity

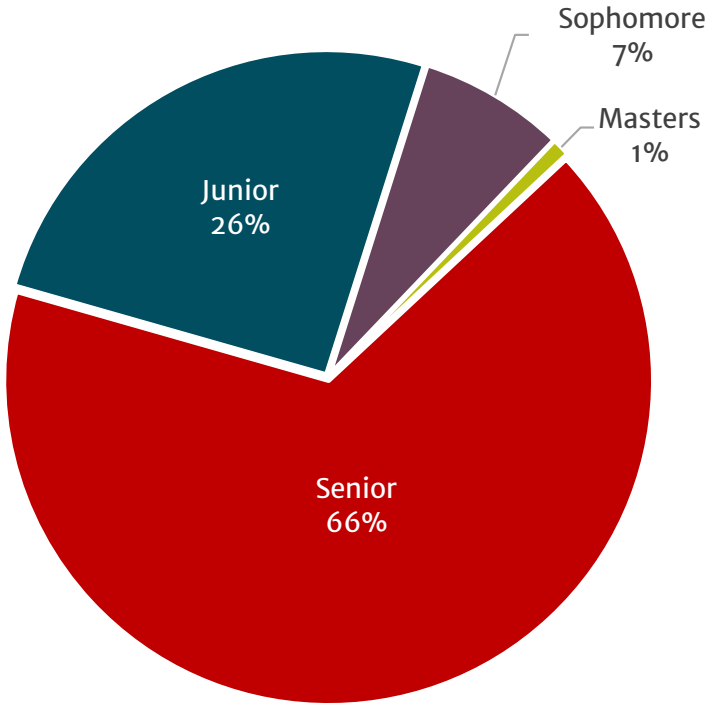


Participation by Term & Academic Class

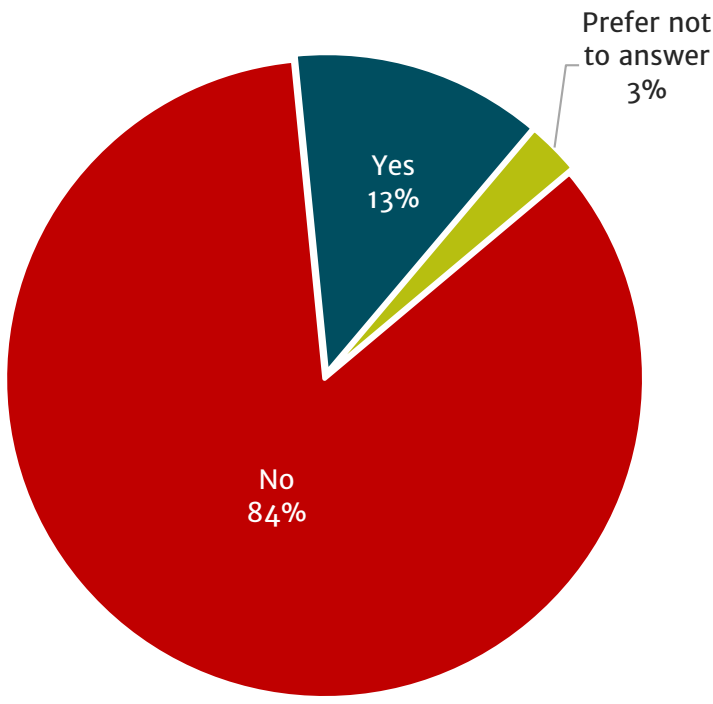
Term



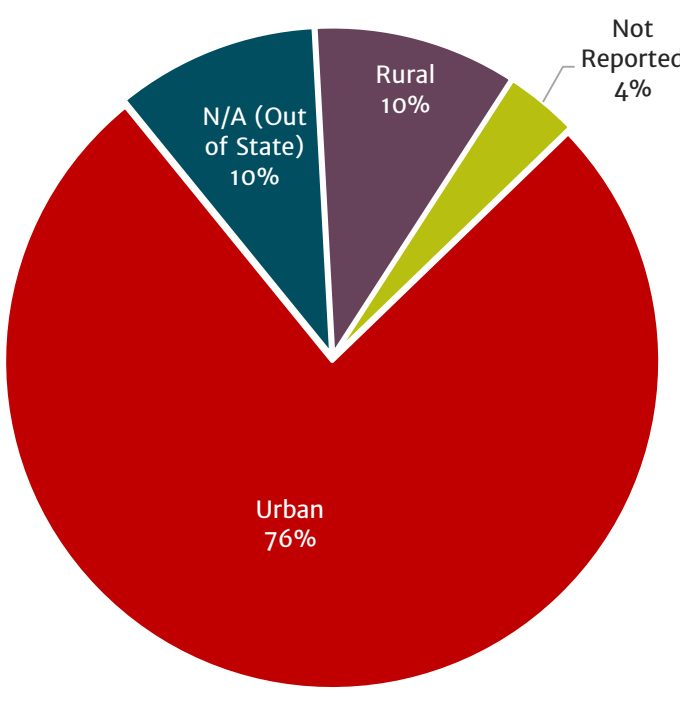
Academic Class



First Generation



Rurality

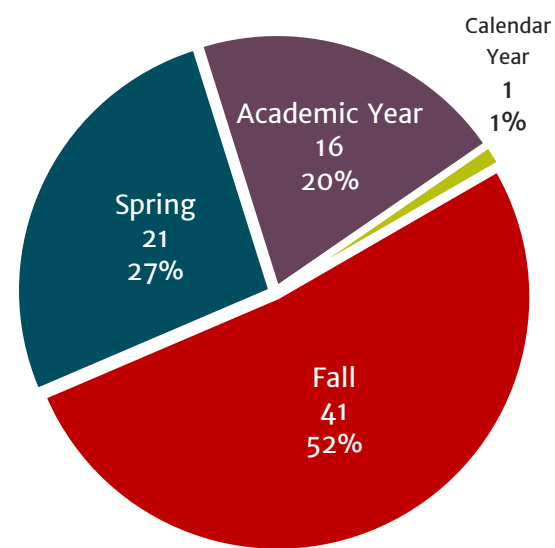


EXCHANGES: INCOMING PARTICIPATION

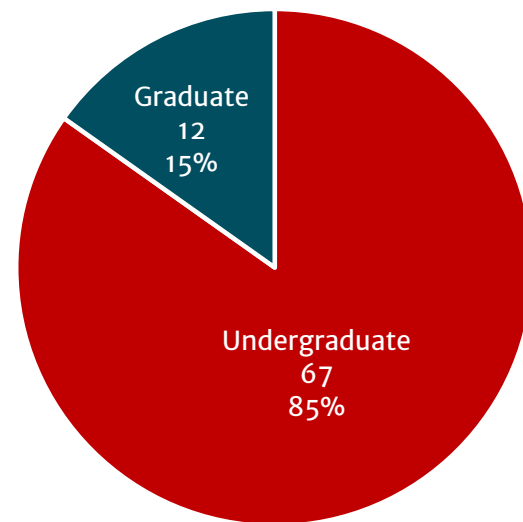
Home Institution

| Institution | Country | Participants |
|-----------------------------------|-------------------|--------------|
| Vrije Universiteit Amsterdam | Netherlands | 10 |
| Yonsei University | South Korea | 7 |
| Sogang University | South Korea | 6 |
| University of Sydney | Australia | 5 |
| Karlsruhe Institute of Technology | Germany | 5 |
| Friedrich-Alexander Universität | Germany | 4 |
| National University of Singapore | Singapore | 4 |
| University of Liverpool | United Kingdom | 4 |
| Wirtschaftsuniversität Wien | Austria | 4 |
| ETH Zurich | Switzerland | 3 |
| Institut d'Études Politiques | France | 3 |
| University of Hong Kong | Hong Kong (China) | 3 |
| Maastricht University | Netherlands | 2 |
| Politecnico di Torino | Italy | 2 |
| Universidad de Costa Rica | Costa Rica | 2 |
| Yokohama National University | Japan | 2 |
| Istanbul Technical University | Turkey | 1 |
| Kyushu University | Japan | 1 |
| Leibniz Universität Hannover | Germany | 1 |
| Meiji University | Japan | 1 |
| Universidad Pública de Navarra | Spain | 1 |
| Universität für Bodenkultur Wien | Austria | 1 |
| Universität Hohenheim | Germany | 1 |
| Université Clermont Auvergne | France | 1 |
| Université Jean Moulin - Lyon III | France | 1 |
| University of Auckland | New Zealand | 1 |
| University of Canberra | Australia | 1 |
| Universität Heidelberg | Germany | 1 |
| Universität Rostock | Germany | 1 |

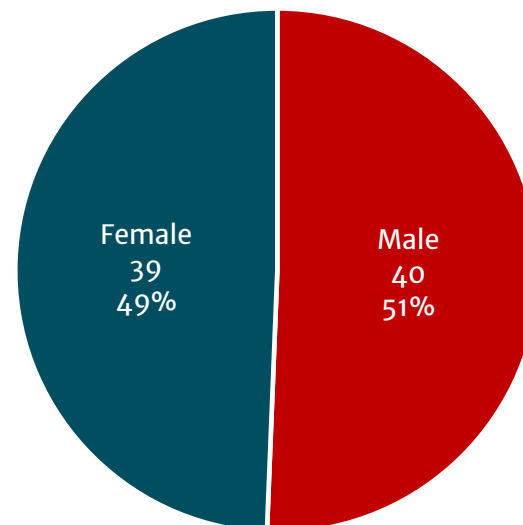
Term



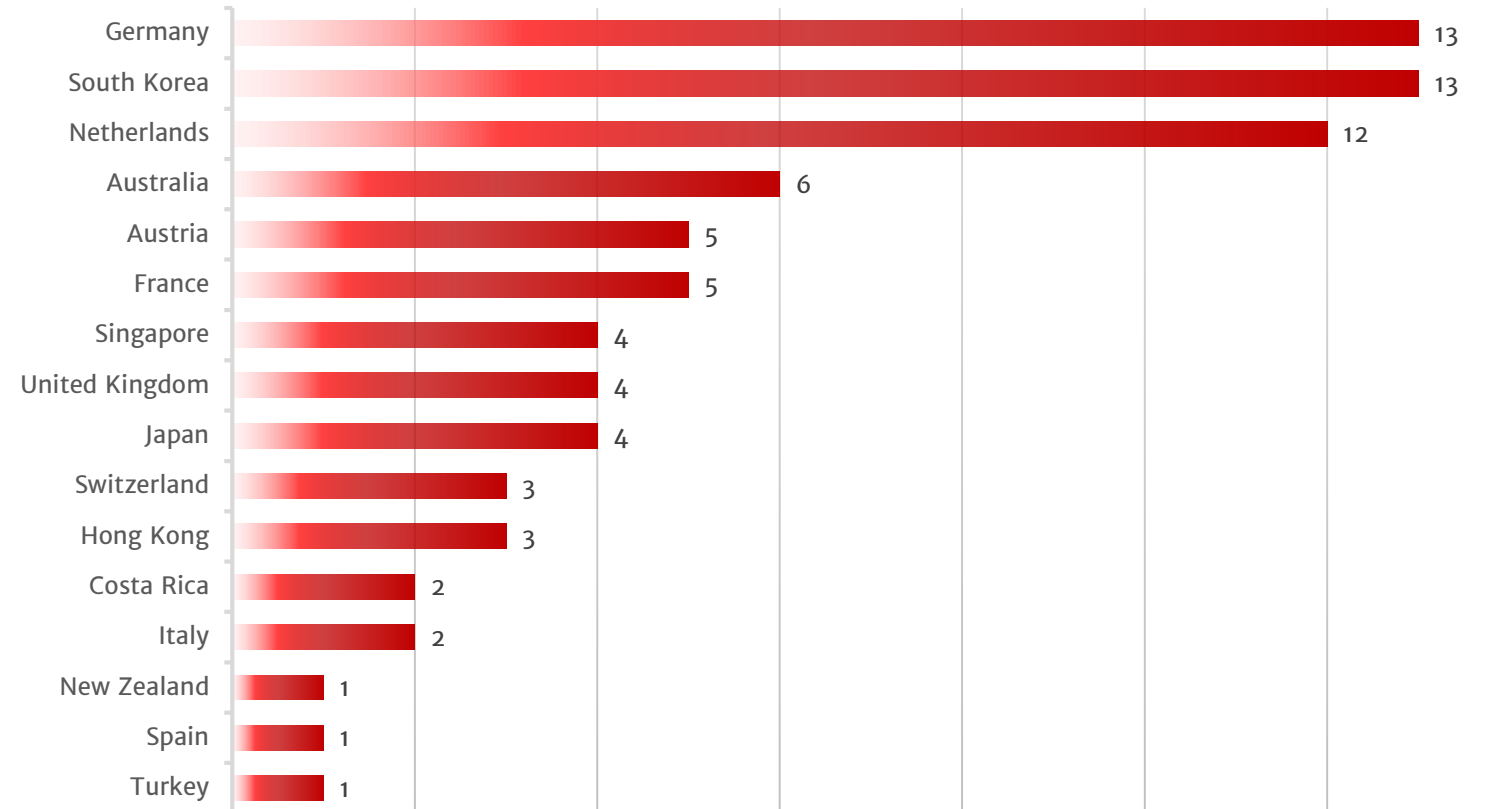
Academic Level



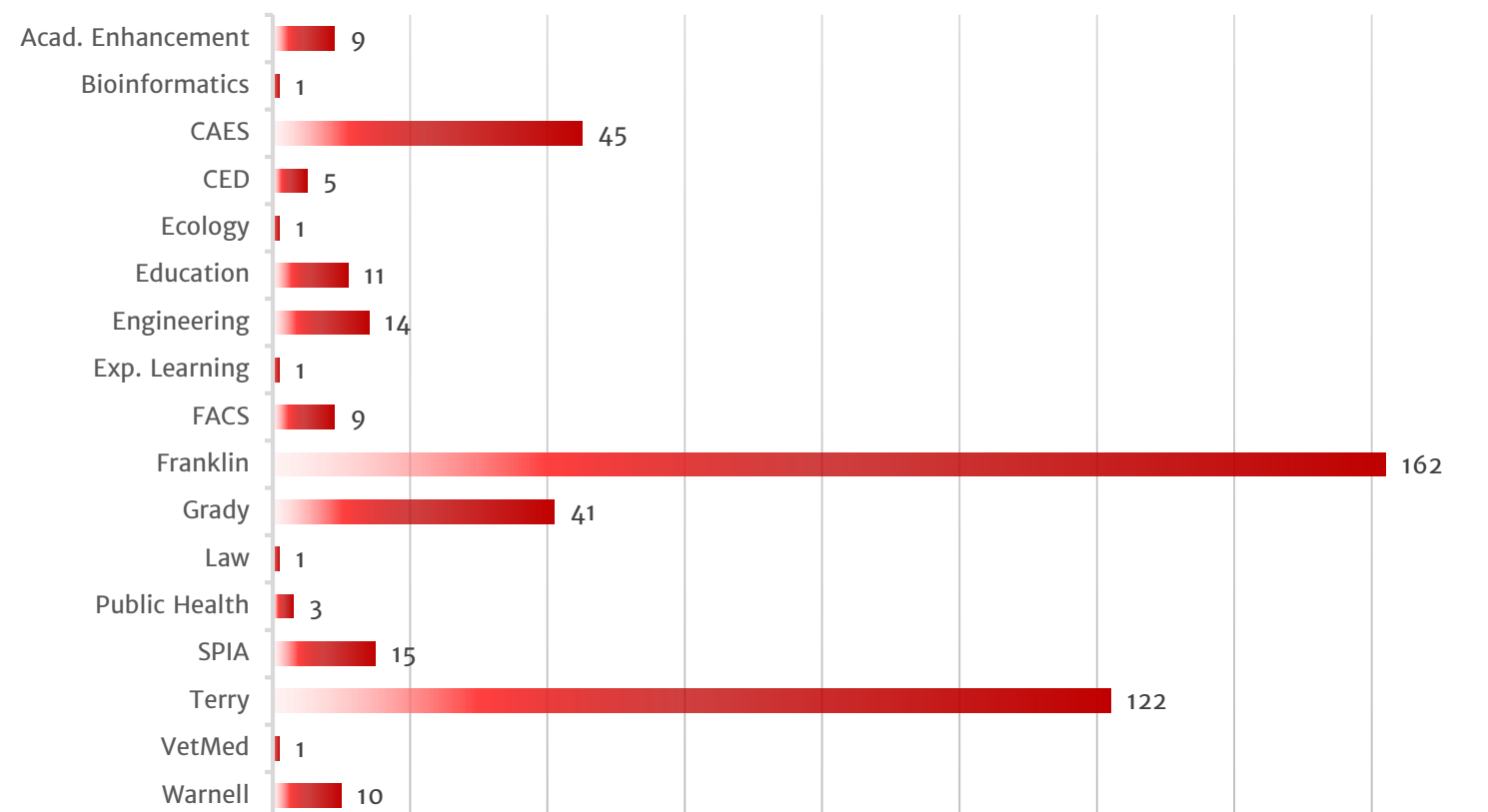
Gender Identity



Home Country



Number of Courses Taken per College/School



COLLEGES REPORTS

College of Agricultural & Environmental Sciences

183 students participated

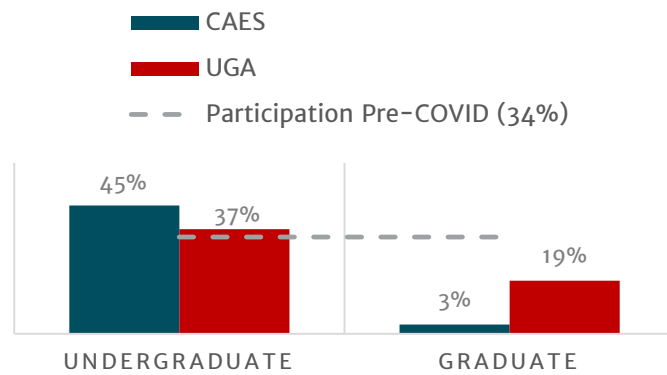
190 experiences abroad

30 unique countries visited

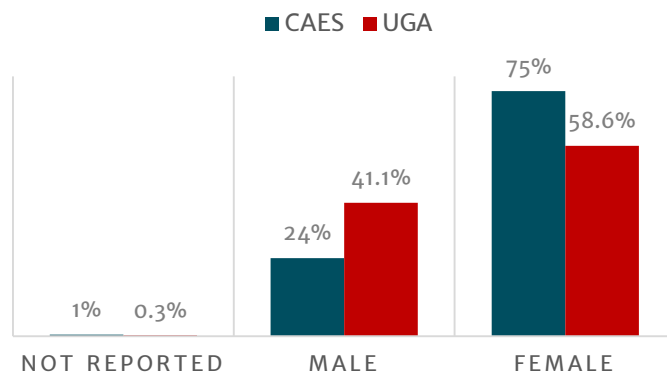
10 programs

Student Mobility Aim: Provide undergraduate students with quality international academic experiences at participation levels meeting or exceeding pre-Pandemic numbers.

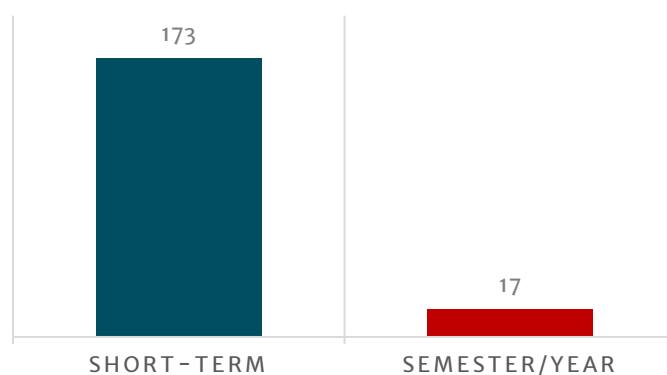
Participation by Academic Level



Participation by Gender Identity



Participation by Program Length



Top 5 Visited Countries

| Country | # of Visits | % of Total |
|----------------------------|-------------|------------|
| Netherlands/Belgium/France | 29 | 11.2% |
| Costa Rica/Italy | 21 | 8.1% |
| United Kingdom | 17 | 6.6% |
| Uruguay | 16 | 6.2% |
| Spain | 15 | 5.8% |

Participation by Program Type

| Program Type | # of Experiences | % of Total |
|--------------------------|------------------|------------|
| UGA Faculty-Led | 146 | 76.8% |
| UGA International Center | 18 | 9.5% |
| Independent Experience | 11 | 5.8% |
| UGA Bilateral Exchange | 9 | 4.7% |
| UGA Partners (non-UGA) | 6 | 3.2% |

Office of Global Engagement Scholarships Awarded

| Scholarship | Awards |
|--|---------------------|
| Incentive Scholarships: ALASA Scholarship | \$36,000.00 |
| OGE Nonendowed Scholarship | \$32,360.00 |
| OGE General Studies Abroad Scholarships | \$24,870.00 |
| McMullan Study Abroad Scholarship | \$8,000.00 |
| Katherine John Murphy Foundation Scholarship | \$3,400.00 |
| Adams Study Abroad Scholarship | \$1,500.00 |
| Oxford-Cortona Experiential Learning Funds | \$1,250.00 |
| Prusiecki Family Study Abroad Fund | \$1,000.00 |
| Veleta & Nicole Lewis Scholarship for Study Abroad | \$900.00 |
| Total | \$109,280.00 |

Programs

| Program Name | OGE Allocation | Credit Hour Generated |
|--|----------------|-----------------------|
| Cacao Fermentation Research Experience in Costa Rica | \$- | 3 |
| Comparative Study of Agriculture, Community, and Organizational Development in Morocco | \$23,465.00 | 81 |
| Flowers and Photography in Europe | \$57,652.00 | 195 |
| Food Security, Sustainability and Cuba's Economic Transition | \$13,500.00 | 48 |
| International Agribusiness in Diversified Livestock and Grain Production | \$9,932 | 51 |
| International Agriculture Internship | \$- | 12 |
| Scotland: Youth Engagement in Agriculture | \$21,016.00 | 70 |
| Spain: Food Production, Culture and the Environment | \$20,044.00 | 100 |
| Tropical Entomology and Evolutionary Biology in Ecuador and the Galapagos | \$23,400.00 | 78 |

Credit Hour Generation Through Study Abroad*

| | College of Agricultural and Environmental Sciences | | | | | | | | | Yearly |
|----------------------|--|-----------|------------|-----------|-----------|-----------|------------|----------|------------|--------|
| | General | | | Oxford | | | Cortona | | | |
| | Undergrad | Grad | Total | Undergrad | Grad | Total | Undergrad | Grad | Total | |
| Summer 2023 | 567 | 41 | 608 | - | - | 0 | 120 | - | 120 | 785 |
| Spring 2023 | 51 | 3 | 54 | - | - | 0 | - | - | 0 | |
| Fall 2022 | - | 3 | 3 | - | - | 0 | - | - | 0 | |
| Total 2022-23 | 618 | 47 | 665 | 0 | 0 | 0 | 120 | 0 | 120 | 505 |
| Summer 2022 | 341 | 41 | 382 | - | - | 0 | 120 | - | 120 | |
| Spring 2022 | - | 3 | 3 | - | - | 0 | - | - | 0 | |
| Fall 2021 | - | - | 0 | - | - | 0 | - | - | 0 | 0 |
| Total 2021-22 | 341 | 44 | 385 | 0 | 0 | 0 | 120 | 0 | 120 | |
| Summer 2021 | - | - | 0 | - | - | 0 | - | - | 0 | |
| Spring 2021 | - | - | 0 | - | - | 0 | - | - | 0 | 166 |
| Fall 2020 | - | - | 0 | - | - | 0 | - | - | 0 | |
| Total 2020-21 | 0 | 0 | 0 | 0 | 0 | 0 | 0 | 0 | 0 | |
| Summer 2020 | 66 | - | 66 | - | - | 0 | - | - | 0 | 588 |
| Spring 2020 | 44 | - | 44 | - | - | 0 | - | - | 0 | |
| Fall 2019 | 56 | - | 56 | - | - | 0 | - | - | 0 | |
| Total 2019-20 | 166 | 0 | 166 | 0 | 0 | 0 | 0 | 0 | 0 | 588 |
| Summer 2019 | 339 | 3 | 342 | - | - | 0 | 120 | - | 120 | |
| Spring 2019 | 43 | 6 | 49 | - | - | 0 | - | - | 0 | |
| Fall 2018 | - | 3 | 3 | 62 | 12 | 74 | - | - | 0 | 588 |
| Total 2018-19 | 382 | 12 | 394 | 62 | 12 | 74 | 120 | 0 | 120 | |
| 2017-18 | 406 | 4 | 410 | - | - | - | 120 | - | 120 | |
| 2016-17 | 312 | - | 312 | - | - | - | 116 | - | 116 | 428 |
| 2015-16 | 428 | 24 | 452 | - | - | - | 116 | - | 116 | 568 |
| 2014-15 | 171 | 3 | 174 | - | - | - | 108 | - | 108 | 282 |
| 2013-14 | 518 | 25 | 543 | - | - | - | - | - | - | 543 |
| 2012-13 | 485 | 32 | 517 | - | - | - | - | - | - | 517 |
| 2011-12 | 378 | 3 | 381 | - | - | - | - | - | - | 381 |
| 2010-11 | 456 | 16 | 472 | - | - | - | - | - | - | 472 |
| 2009-10 | 323 | 11 | 334 | - | - | - | - | - | - | 334 |
| 2008-09 | 662 | 6 | 668 | - | - | - | - | - | - | 668 |
| 2007-08 | 318 | 3 | 321 | - | - | - | - | - | - | 321 |
| 2006-07 | 140 | 16 | 156 | - | - | - | - | - | - | 156 |

Sources:

UGA Fact Book. Publication. Office of Institutional Research, University of Georgia. Office of Institutional Research, 2022. Office of Global Engagement StudyAway Portal Statistics from 2022-2023.

College of Engineering

74
students participated

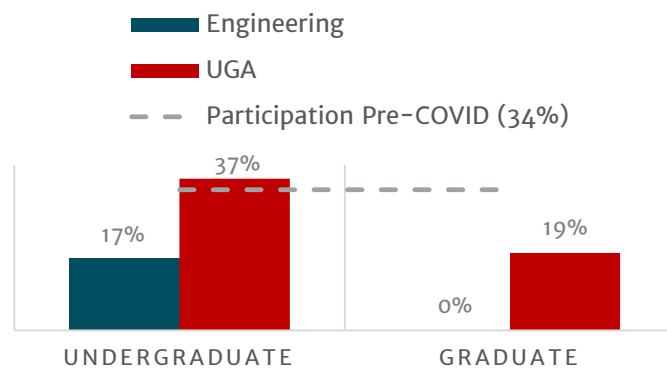
81
experiences abroad

28
unique countries visited

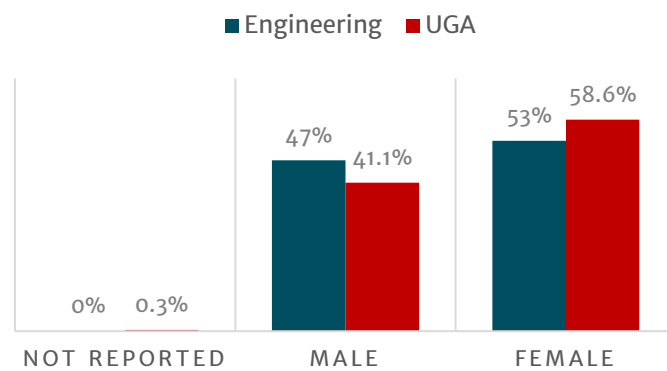
3
programs

Student Mobility Aim: Provide undergraduate students with quality international academic experiences at participation levels meeting or exceeding pre-Pandemic numbers.

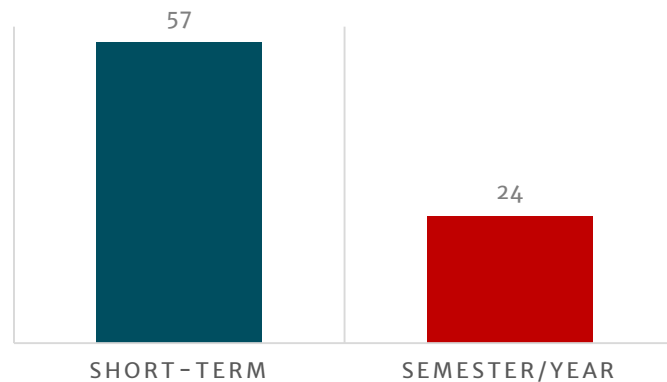
Participation by Academic Level



Participation by Gender Identity



Participation by Program Length



Top 5 Visited Countries

| Country | # of Visits | % of Total |
|--------------------|-------------|------------|
| Germany | 30 | 32.3% |
| Spain | 18 | 19.4% |
| Italy | 6 | 6.5% |
| Japan/South Africa | 4 | 4.3% |
| Australia/Tanzania | 3 | 3.2% |

Participation by Program Type

| Program Type | # of Experiences | % of Total |
|---------------------------|------------------|------------|
| UGA Faculty-Led | 45 | 55.6% |
| UGA Bilateral Exchange | 13 | 16.0% |
| UGA Partners (non-UGA) | 11 | 13.6% |
| Independent Experience | 10 | 12.3% |
| UGA International Centers | 2 | 2.5% |

Office of Global Engagement Scholarships Awarded

| Scholarship | Awards |
|--|--------------------|
| OGE General Studies Abroad Scholarships | \$15,270.00 |
| Asia Georgia Scholarship | \$6,500.00 |
| OGE Nonendowed Scholarship | \$5,680.00 |
| OGE 3 Way-Split Scholarship | \$1,000.00 |
| Katherine John Murphy Foundation Scholarship | \$1,000.00 |
| Total | \$29,450.00 |

Programs

| Program Name | OGE Allocation | Credit Hour Generated |
|--------------------------------------|----------------|-----------------------|
| Bioengineering Studies in Germany | \$9,900.00 | 45 |
| German Engineering Internship | \$- | 37 |
| International Engineering Internship | \$11,700.00 | 78 |

Credit Hour Generation Through Study Abroad*

| | College of Engineering | | | | | | | | | Yearly |
|----------------------|------------------------|-----------|------------|-----------|----------|----------|-----------|----------|----------|--------|
| | General | | | Oxford | | | Cortona | | | |
| | Undergrad | Grad | Total | Undergrad | Grad | Total | Undergrad | Grad | Total | |
| Summer 2023 | 82 | 3 | 85 | - | - | 0 | - | - | 0 | 85 |
| Spring 2023 | - | - | 0 | - | - | 0 | - | - | 0 | |
| Fall 2022 | - | - | 0 | - | - | 0 | - | - | 0 | |
| Total 2022-23 | 82 | 3 | 85 | 0 | 0 | 0 | 0 | 0 | 0 | |
| Summer 2022 | 115 | 12 | 127 | - | - | 0 | - | - | 0 | 153 |
| Spring 2022 | 26 | - | 26 | - | - | 0 | - | - | 0 | |
| Fall 2021 | - | - | 0 | - | - | 0 | - | - | 0 | |
| Total 2021-22 | 141 | 12 | 153 | 0 | 0 | 0 | 0 | 0 | 0 | |
| Summer 2021 | - | - | 0 | - | - | 0 | - | - | 0 | 0 |
| Spring 2021 | - | - | 0 | - | - | 0 | - | - | 0 | |
| Fall 2020 | - | - | 0 | - | - | 0 | - | - | 0 | |
| Total 2020-21 | 0 | 0 | 0 | 0 | 0 | 0 | 0 | 0 | 0 | |
| Summer 2020 | - | - | 0 | - | - | 0 | - | - | 0 | 0 |
| Spring 2020 | - | - | 0 | - | - | 0 | - | - | 0 | |
| Fall 2019 | - | - | 0 | - | - | 0 | - | - | 0 | |
| Total 2019-20 | 0 | 0 | 0 | 0 | 0 | 0 | 0 | 0 | 0 | |
| Summer 2019 | - | - | 0 | - | - | 0 | - | - | 0 | 0 |
| Spring 2019 | - | - | 0 | - | - | 0 | - | - | 0 | |
| Fall 2018 | - | - | 0 | - | - | 0 | - | - | 0 | |
| Total 2018-19 | 0 | 0 | 0 | 0 | 0 | 0 | 0 | 0 | 0 | |
| 2017-18 | - | - | - | - | - | - | - | - | - | 0 |
| 2016-17 | - | - | - | - | - | - | - | - | - | 0 |
| 2015-16 | - | - | - | - | - | - | - | - | - | 0 |
| 2014-15 | - | - | - | - | - | - | - | - | - | 0 |
| 2013-14 | - | - | - | - | - | - | - | - | - | 0 |
| 2012-13 | 3 | - | 3 | - | - | - | - | - | - | 3 |
| 2011-12 | - | - | - | - | - | - | - | - | - | 0 |
| 2010-11 | - | - | - | - | - | - | - | - | - | 0 |
| 2009-10 | - | - | - | - | - | - | - | - | - | 0 |
| 2008-09 | - | - | - | - | - | - | - | - | - | 0 |
| 2007-08 | - | - | - | - | - | - | - | - | - | 0 |
| 2006-07 | - | - | - | - | - | - | - | - | - | 0 |

Sources:

UGA Fact Book. Publication. Office of Institutional Research, University of Georgia. Office of Institutional Research, 2022. Office of Global Engagement StudyAway Portal Statistics from 2022-2023.

College of Environment and Design

37
students participated

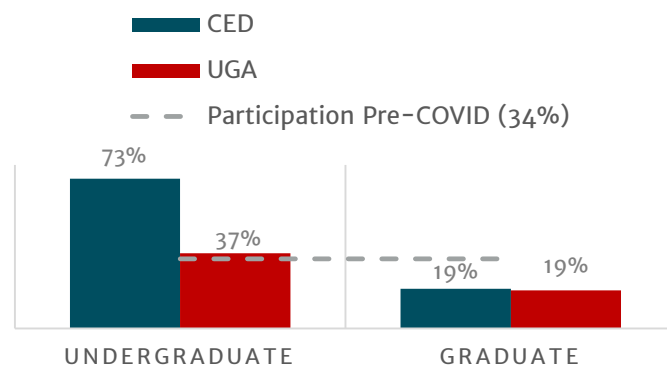
37
experiences abroad

11
unique countries visited

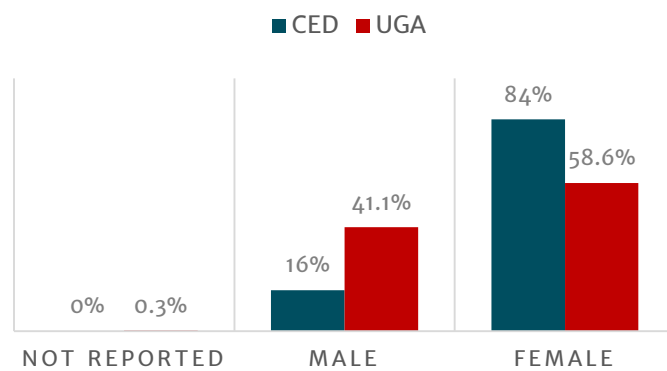
2
programs

Student Mobility Aim: Provide undergraduate students with quality international academic experiences at participation levels meeting or exceeding pre-Pandemic numbers.

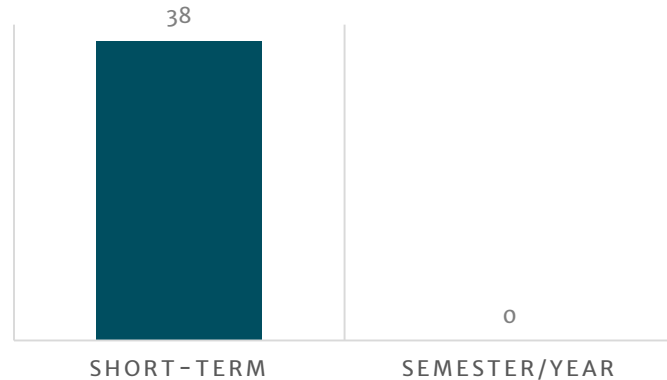
Participation by Academic Level



Participation by Gender Identity



Participation by Program Length



Top 5 Visited Countries

| Country | # of Visits | % of Total |
|----------------------------|-------------|------------|
| Italy | 14 | 23.0% |
| Croatia/Slovenia | 12 | 19.7% |
| Bulgaria/Turkey | 6 | 9.8% |
| Australia | 3 | 4.9% |
| Netherlands/Belgium/France | 2 | 3.3% |

Participation by Program Type

| Program Type | # of Experiences | % of Total |
|--------------------------|------------------|------------|
| UGA Faculty-Led | 24 | 63.2% |
| UGA International Center | 14 | 36.8% |

Office of Global Engagement Scholarships Awarded

| Scholarship | Awards |
|---|--------------------|
| OGE General Studies Abroad Scholarships | \$8,010.00 |
| OGE Nonendowed Scholarship | \$6,000.00 |
| OGE 3 Way-Split Scholarship | 3,500.00 |
| Incentive Scholarships: UGA Cortona | \$2,500.00 |
| Total | \$20,010.00 |

Programs

| Program Name | OGE Allocation | Credit Hour Generated |
|---|----------------|-----------------------|
| Croatia: Heritage Conservation and Archaeology | \$36,000.00 | 138 |
| Cultural Landscapes and Urban Form in Bulgaria and Turkey | \$9,000.00 | 33 |

Credit Hour Generation Through Study Abroad*

| | College of Environment and Design | | | | | | | | | Yearly |
|----------------------|-----------------------------------|-----------|------------|-----------|----------|----------|-----------|-----------|------------|--------|
| | General | | | Oxford | | | Cortona | | | |
| | Undergrad | Grad | Total | Undergrad | Grad | Total | Undergrad | Grad | Total | |
| Summer 2023 | 96 | 27 | 123 | - | - | 0 | 98 | - | 98 | 221 |
| Spring 2023 | - | - | 0 | - | - | 0 | - | - | 0 | |
| Fall 2022 | - | - | 0 | - | - | 0 | - | - | 0 | |
| Total 2022-23 | 96 | 27 | 123 | 0 | 0 | 0 | 98 | 0 | 98 | |
| Summer 2022 | 57 | 12 | 69 | - | - | 0 | 49 | 7 | 56 | 125 |
| Spring 2022 | - | - | 0 | - | - | 0 | - | - | 0 | |
| Fall 2021 | - | - | 0 | - | - | 0 | - | - | 0 | |
| Total 2021-22 | 57 | 12 | 69 | 0 | 0 | 0 | 49 | 7 | 56 | |
| Summer 2021 | - | - | 0 | - | - | 0 | - | - | 0 | 0 |
| Spring 2021 | - | - | 0 | - | - | 0 | - | - | 0 | |
| Fall 2020 | - | - | 0 | - | - | 0 | - | - | 0 | |
| Total 2020-21 | 0 | 0 | 0 | 0 | 0 | 0 | 0 | 0 | 0 | |
| Summer 2020 | - | 3 | 3 | - | - | 0 | - | - | 0 | 3 |
| Spring 2020 | - | - | 0 | - | - | 0 | - | - | 0 | |
| Fall 2019 | - | - | 0 | - | - | 0 | - | - | 0 | |
| Total 2019-20 | 0 | 3 | 3 | 0 | 0 | 0 | 0 | 0 | 0 | |
| Summer 2019 | 51 | 9 | 60 | - | - | 0 | 81 | 29 | 110 | 170 |
| Spring 2019 | - | - | 0 | - | - | 0 | - | - | 0 | |
| Fall 2018 | - | - | 0 | - | - | 0 | - | - | 0 | |
| Total 2018-19 | 51 | 9 | 60 | 0 | 0 | 0 | 81 | 29 | 110 | |
| 2017-18 | - | - | - | - | - | - | - | 14 | 14 | 14 |
| 2016-17 | - | - | - | - | - | - | - | - | - | 0 |
| 2015-16 | - | - | - | - | - | - | - | - | - | 0 |
| 2014-15 | 48 | 39 | 87 | - | - | - | 25 | 16 | 41 | 128 |
| 2013-14 | 101 | 23 | 124 | - | - | - | - | - | - | 124 |
| 2012-13 | 224 | 29 | 253 | - | - | - | - | - | - | 253 |
| 2011-12 | 165 | 32 | 197 | - | - | - | - | - | - | 197 |
| 2010-11 | 201 | 104 | 305 | - | - | - | - | - | - | 305 |
| 2009-10 | 84 | 51 | 135 | - | - | - | - | - | - | 135 |
| 2008-09 | 105 | 57 | 162 | - | - | - | - | - | - | 162 |
| 2007-08 | 272 | 9 | 281 | - | - | - | - | - | - | 281 |
| 2006-07 | 557 | 41 | 598 | - | - | - | - | - | - | 598 |

Sources:

UGA Fact Book. Publication. Office of Institutional Research, University of Georgia. Office of Institutional Research, 2022. Office of Global Engagement StudyAway Portal Statistics from 2022-2023.

College of Family and Consumer Sciences

129 students participated

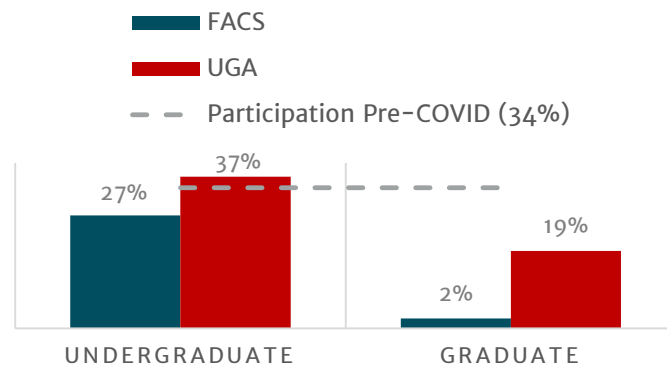
134 experiences abroad

21 unique countries visited

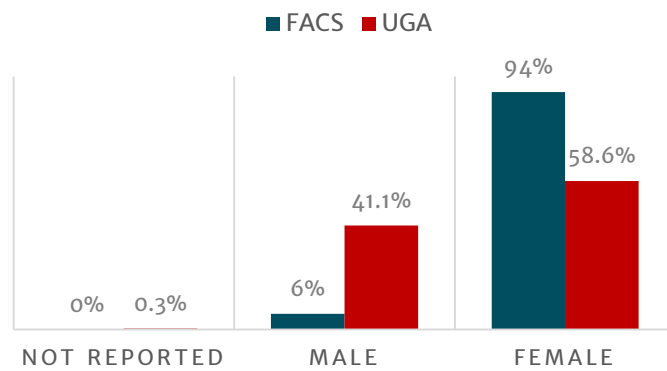
4 programs

Student Mobility Aim: Provide undergraduate students with quality international academic experiences at participation levels meeting or exceeding pre-Pandemic numbers.

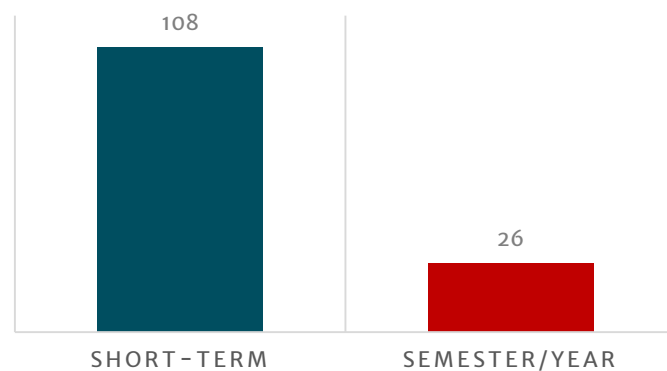
Participation by Academic Level



Participation by Gender Identity



Participation by Program Length



Top 5 Visited Countries

| Country | # of Visits | % of Total |
|----------------|-------------|------------|
| Italy | 49 | 30.2% |
| United Kingdom | 30 | 18.5% |
| Croatia | 16 | 9.9% |
| Greece | 10 | 6.2% |
| Ghana | 9 | 5.6% |

Participation by Program Type

| Program Type | # of Experiences | % of Total |
|--------------------------|------------------|------------|
| UGA Faculty-Led | 78 | 58.2% |
| UGA International Center | 27 | 20.1% |
| UGA Partners (non-UGA) | 21 | 15.7% |
| Independent Experience | 7 | 5.2% |
| UGA Bilateral Exchange | 1 | 0.7% |

Office of Global Engagement Scholarships Awarded

| Scholarship | Awards |
|---|-------------|
| Incentive Scholarships: UGA Cortona | \$20,500.00 |
| OGE Nonendowed Scholarship | \$9,750.00 |
| OGE General Studies Abroad Scholarships | \$9,280.00 |
| Incentive Scholarships: ALASA Scholarship | \$7,200.00 |
| OGE 3 Way-Split Scholarship | \$1,000.00 |
| Adams Study Abroad Scholarship | \$1,000.00 |
| Prusiecki Family Study Abroad Fund | \$1,000.00 |

Total \$49,730.00

Programs

| Program Name | OGE Allocation | Credit Hour Generated |
|---|----------------|-----------------------|
| Food and Nutrition of Italy and Croatia | \$37,800.00 | 126 |
| Ghana Service-Learning Program | \$21,600.00 | 82 |
| Greece Study Abroad Program | \$22,500.00 | 82 |
| London Study Abroad Program | \$43,200.00 | 183 |

Credit Hour Generation Through Study Abroad*

| | College of Family and Consumer Sciences | | | | | | | | | Yearly |
|----------------------|---|-----------|------------|-----------|----------|----------|-----------|----------|-----------|--------|
| | General | | | Oxford | | | Cortona | | | |
| | Undergrad | Grad | Total | Undergrad | Grad | Total | Undergrad | Grad | Total | |
| Summer 2023 | 442 | 19 | 461 | - | - | 0 | - | - | 0 | 560 |
| Spring 2023 | - | - | 0 | - | - | 0 | - | - | 0 | |
| Fall 2022 | - | - | 0 | - | - | 0 | 99 | - | 99 | |
| Total 2022-23 | 442 | 19 | 461 | 0 | 0 | 0 | 99 | 0 | 99 | 565 |
| Summer 2022 | 553 | 12 | 565 | - | - | 0 | - | - | 0 | |
| Spring 2022 | - | - | 0 | - | - | 0 | - | - | 0 | |
| Fall 2021 | - | - | 0 | - | - | 0 | - | - | 0 | 0 |
| Total 2021-22 | 553 | 12 | 565 | 0 | 0 | 0 | 0 | 0 | 0 | |
| Summer 2021 | - | - | 0 | - | - | 0 | - | - | 0 | |
| Spring 2021 | - | - | 0 | - | - | 0 | - | - | 0 | 115 |
| Fall 2020 | - | - | 0 | - | - | 0 | - | - | 0 | |
| Total 2020-21 | 0 | 0 | 0 | 0 | 0 | 0 | 0 | 0 | 0 | |
| Summer 2020 | 45 | - | 45 | - | - | 0 | - | - | 0 | 651 |
| Spring 2020 | - | - | 0 | - | - | 0 | - | - | 0 | |
| Fall 2019 | - | - | 0 | - | - | 0 | 70 | - | 70 | |
| Total 2019-20 | 45 | 0 | 45 | 0 | 0 | 0 | 70 | 0 | 70 | |
| Summer 2019 | 645 | 6 | 651 | - | - | 0 | - | - | 0 | 651 |
| Spring 2019 | - | - | 0 | - | - | 0 | - | - | 0 | |
| Fall 2018 | - | - | 0 | - | - | 0 | - | - | 0 | |
| Total 2018-19 | 645 | 6 | 651 | 0 | 0 | 0 | 0 | 0 | 0 | |

| | | | | | | | | | | |
|---------|-----|----|-----|---|---|---|----|---|----|-----|
| 2017-18 | 390 | 9 | 399 | - | - | - | 23 | 3 | 26 | 425 |
| 2016-17 | 364 | 3 | 367 | - | - | - | - | - | - | 367 |
| 2015-16 | 247 | 3 | 250 | - | - | - | 3 | - | 3 | 253 |
| 2014-15 | 313 | 3 | 316 | - | - | - | 30 | - | 30 | 346 |
| 2013-14 | 380 | 9 | 389 | - | - | - | - | - | - | 389 |
| 2012-13 | 336 | 9 | 345 | - | - | - | - | - | - | 345 |
| 2011-12 | 359 | 30 | 389 | - | - | - | - | - | - | 389 |
| 2010-11 | 296 | 3 | 299 | - | - | - | - | - | - | 299 |
| 2009-10 | 254 | 4 | 258 | - | - | - | - | - | - | 258 |
| 2008-09 | 267 | - | 267 | - | - | - | - | - | - | 267 |
| 2007-08 | 571 | 33 | 604 | - | - | - | - | - | - | 604 |
| 2006-07 | 507 | 21 | 528 | - | - | - | - | - | - | 528 |

Sources:

UGA Fact Book. Publication. Office of Institutional Research, University of Georgia. Office of Institutional Research, 2022. Office of Global Engagement StudyAway Portal Statistics from 2022-2023.

College of Pharmacy

9 students participated

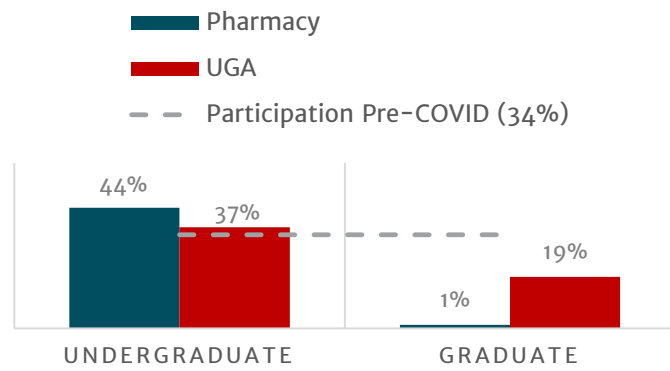
9 experiences abroad

19 unique countries visited

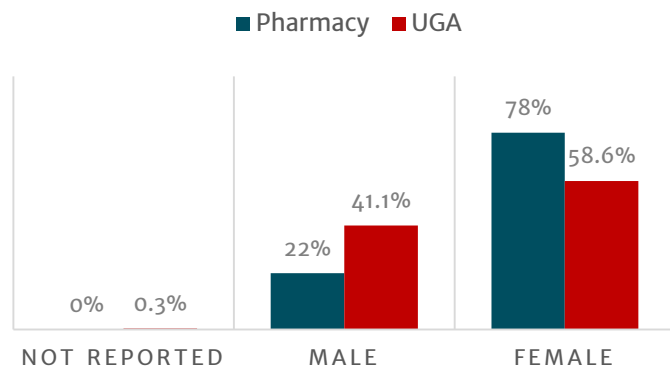
0 programs

Student Mobility Aim: Provide undergraduate students with quality international academic experiences at participation levels meeting or exceeding pre-Pandemic numbers.

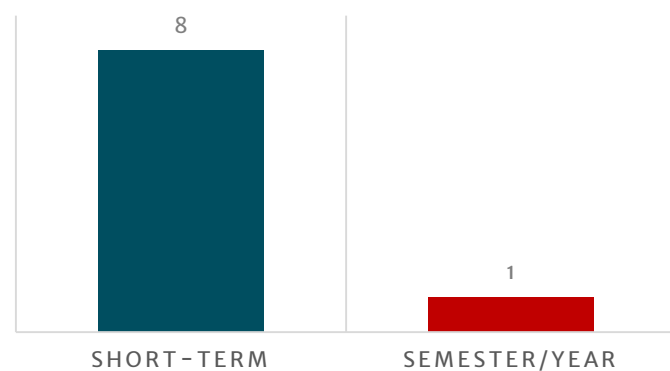
Participation by Academic Level



Participation by Gender Identity



Participation by Program Length



Visited Countries

| Country | # of Visits | % of Total |
|---|-------------|------------|
| Italy | 3 | 14.3% |
| Australia, Belgium, Belize, Croatia, Cyprus, Finland, France, Germany, Greece, India, Jordan, Kenya, Morocco, New Zealand, Portugal, Spain, UAE, United Kingdom | 1 | 4.8% |

Participation by Program Type

| Program Type | # of Experiences | % of Total |
|--------------------------|------------------|------------|
| UGA Faculty-Led | 4 | 44.4% |
| UGA International Center | 3 | 33.3% |
| Independent Experience | 1 | 11.1% |
| UGA Partners (non-UGA) | 1 | 11.1% |

Office of Global Engagement Scholarships Awarded

| Scholarship | Awards |
|--|-------------------|
| OGE General Studies Abroad Scholarships | \$2,530.00 |
| OGE Nonendowed Scholarship | \$1,920.00 |
| Incentive Scholarships: UGA Cortona | \$1,250.00 |
| Katherine John Murphy Foundation Scholarship | \$1,000.00 |
| Total | \$6,700.00 |

Programs

| Program Name | OGE Allocation | Credit Hour Generated |
|--------------|----------------|-----------------------|
| - | \$- | - |

Credit Hour Generation Through Study Abroad*

| | College of Pharmacy | | | | | | | | | Yearly |
|----------------------|---------------------|----------|----------|-----------|----------|----------|-----------|----------|----------|--------|
| | General | | | Oxford | | | Cortona | | | |
| | Undergrad | Grad | Total | Undergrad | Grad | Total | Undergrad | Grad | Total | |
| Summer 2023 | - | 1 | 1 | - | - | 0 | - | - | 0 | 1 |
| Spring 2023 | - | - | 0 | - | - | 0 | - | - | 0 | |
| Fall 2022 | - | - | 0 | - | - | 0 | - | - | 0 | |
| Total 2022-23 | 0 | 1 | 1 | 0 | 0 | 0 | 0 | 0 | 0 | 5 |
| Summer 2022 | 4 | 1 | 5 | - | - | 0 | - | - | 0 | |
| Spring 2022 | - | - | 0 | - | - | 0 | - | - | 0 | |
| Fall 2021 | - | - | 0 | - | - | 0 | - | - | 0 | 0 |
| Total 2021-22 | 4 | 1 | 5 | 0 | 0 | 0 | 0 | 0 | 0 | |
| Summer 2021 | - | - | 0 | - | - | 0 | - | - | 0 | |
| Spring 2021 | - | - | 0 | - | - | 0 | - | - | 0 | 0 |
| Fall 2020 | - | - | 0 | - | - | 0 | - | - | 0 | |
| Total 2020-21 | 0 | 0 | 0 | 0 | 0 | 0 | 0 | 0 | 0 | |
| Summer 2020 | - | - | 0 | - | - | 0 | - | - | 0 | 0 |
| Spring 2020 | - | - | 0 | - | - | 0 | - | - | 0 | |
| Fall 2019 | - | - | 0 | - | - | 0 | - | - | 0 | |
| Total 2019-20 | 0 | 0 | 0 | 0 | 0 | 0 | 0 | 0 | 0 | 4 |
| Summer 2019 | 4 | - | 4 | - | - | 0 | - | - | 0 | |
| Spring 2019 | - | - | 0 | - | - | 0 | - | - | 0 | |
| Fall 2018 | - | - | 0 | - | - | 0 | - | - | 0 | 4 |
| Total 2018-19 | 4 | 0 | 4 | 0 | 0 | 0 | 0 | 0 | 0 | |

| | | | | | | | | | | |
|---------|---|---|---|---|---|---|---|---|---|---|
| 2017-18 | - | 1 | 1 | - | - | - | - | - | - | 1 |
| 2016-17 | - | - | - | - | - | - | - | - | - | 0 |
| 2015-16 | - | - | - | - | - | - | - | - | - | 0 |
| 2014-15 | - | - | - | - | - | - | - | - | - | 0 |
| 2013-14 | - | - | - | - | - | - | - | - | - | 0 |
| 2012-13 | - | - | - | - | - | - | - | - | - | 0 |
| 2011-12 | - | - | - | - | - | - | - | - | - | 0 |
| 2010-11 | - | - | - | - | - | - | - | - | - | 0 |
| 2009-10 | - | - | - | - | - | - | - | - | - | 0 |
| 2008-09 | - | - | - | - | - | - | - | - | - | 0 |
| 2007-08 | - | - | - | - | - | - | - | - | - | 0 |
| 2006-07 | - | 3 | 3 | - | - | - | - | - | - | 3 |

Sources:

UGA Fact Book. Publication. Office of Institutional Research, University of Georgia. Office of Institutional Research, 2022. Office of Global Engagement StudyAway Portal Statistics from 2022-2023.

College of Public Health

61
students participated

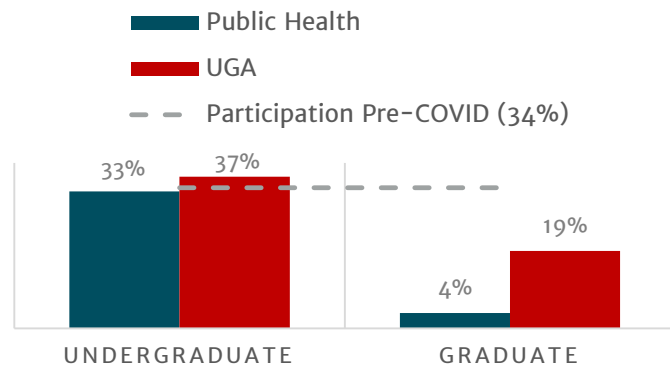
61
experiences abroad

18
unique countries visited

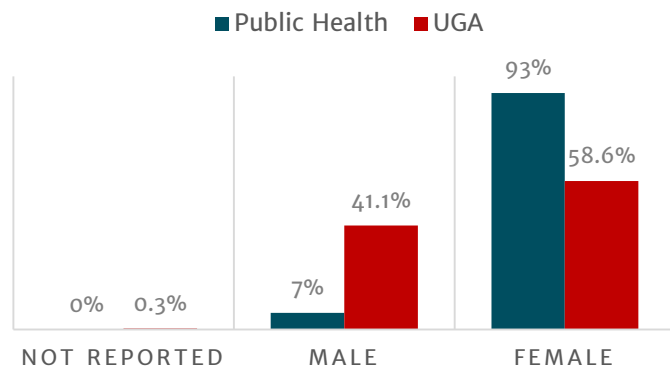
4
programs

Student Mobility Aim: Provide undergraduate students with quality international academic experiences at participation levels meeting or exceeding pre-Pandemic numbers.

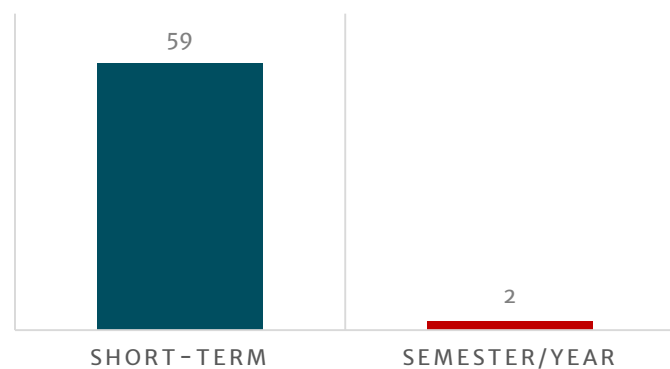
Participation by Academic Level



Participation by Gender Identity



Participation by Program Length



Top 5 Visited Countries

| Country | # of Visits | % of Total |
|----------------------|-------------|------------|
| Australia | 13 | 17.8% |
| Italy/New Zealand | 8 | 11.0% |
| Spain/United Kingdom | 7 | 9.6% |
| Guatemala | 5 | 6.8% |
| Japan | 4 | 5.5% |

Participation by Program Type

| Program Type | # of Experiences | % of Total |
|--------------------------|------------------|------------|
| UGA Faculty-Led | 43 | 70.5% |
| UGA International Center | 7 | 11.5% |
| Independent Experience | 6 | 9.8% |
| UGA Partners (non-UGA) | 5 | 8.2% |

Office of Global Engagement Scholarships Awarded

| Scholarship | Awards |
|--|-------------|
| Incentive Scholarships: ALASA Scholarship | \$12,000.00 |
| OGE Nonendowed Scholarship | \$10,170.00 |
| OGE General Studies Abroad Scholarships | \$6,790.00 |
| Asia Georgia Scholarship | \$6,500.00 |
| Katherine John Murphy Foundation Scholarship | \$3,000.00 |
| Oxford-Cortona Experiential Learning Funds | \$2,500.00 |

Total \$40,960.00

Programs

| Program Name | OGE Allocation | Credit Hour Generated |
|---|----------------|-----------------------|
| BSHP International Internship Placement | \$- | 6 |
| Comparative Health Systems of the World in Thailand | \$9,000.00 | 27 |
| MPH International Internships | \$- | 6 |
| Public Health and Culture in Japan | \$22,890.00 | 82 |

Credit Hour Generation Through Study Abroad*

| | College of Public Health | | | | | | | | | Yearly |
|----------------------|--------------------------|-----------|------------|-----------|----------|----------|-----------|----------|----------|--------|
| | General | | | Oxford | | | Cortona | | | |
| | Undergrad | Grad | Total | Undergrad | Grad | Total | Undergrad | Grad | Total | |
| Summer 2023 | 102 | 13 | 115 | - | - | 0 | - | - | 0 | 121 |
| Spring 2023 | 6 | - | 6 | - | - | 0 | - | - | 0 | |
| Fall 2022 | - | - | 0 | - | - | 0 | - | - | 0 | |
| Total 2022-23 | 108 | 13 | 121 | 0 | 0 | 0 | 0 | 0 | 0 | 6 |
| Summer 2022 | - | - | 0 | - | - | 0 | - | - | 0 | |
| Spring 2022 | - | - | 0 | 6 | - | 6 | - | - | 0 | |
| Fall 2021 | - | - | 0 | - | - | 0 | - | - | 0 | 0 |
| Total 2021-22 | 0 | 0 | 0 | 6 | 0 | 6 | 0 | 0 | 0 | |
| Summer 2021 | - | - | 0 | - | - | 0 | - | - | 0 | |
| Spring 2021 | - | - | 0 | - | - | 0 | - | - | 0 | |
| Fall 2020 | - | - | 0 | - | - | 0 | - | - | 0 | |
| Total 2020-21 | 0 | 0 | 0 | 0 | 0 | 0 | 0 | 0 | 0 | 294 |
| Summer 2020 | - | - | 0 | - | - | 0 | - | - | 0 | |
| Spring 2020 | 18 | - | 18 | 3 | - | 3 | - | - | 0 | |
| Fall 2019 | - | - | 0 | - | - | 0 | - | - | 0 | 294 |
| Total 2019-20 | 18 | 0 | 18 | 3 | 0 | 3 | 0 | 0 | 0 | |
| Summer 2019 | 240 | 39 | 279 | - | - | 0 | - | - | 0 | |
| Spring 2019 | - | 12 | 12 | - | - | 0 | - | - | 0 | 294 |
| Fall 2018 | - | - | 0 | 3 | - | 3 | - | - | 0 | |
| Total 2018-19 | 240 | 51 | 291 | 3 | 0 | 3 | 0 | 0 | 0 | |

| | | | | | | | | | | |
|---------|-----|-----|-----|---|---|---|---|---|---|-----|
| 2017-18 | 225 | 51 | 276 | - | - | - | - | - | - | 276 |
| 2016-17 | 207 | 48 | 255 | - | - | - | - | - | - | 255 |
| 2015-16 | 97 | 15 | 112 | - | - | - | - | - | - | 112 |
| 2014-15 | 133 | 123 | 256 | - | - | - | - | - | - | 256 |
| 2013-14 | 78 | 219 | 297 | - | - | - | - | - | - | 297 |
| 2012-13 | 99 | 207 | 306 | - | - | - | - | - | - | 306 |
| 2011-12 | 167 | 85 | 252 | - | - | - | - | - | - | 252 |
| 2010-11 | 218 | 55 | 273 | - | - | - | - | - | - | 273 |
| 2009-10 | 42 | 12 | 54 | - | - | - | - | - | - | 54 |
| 2008-09 | 37 | 18 | 55 | - | - | - | - | - | - | 55 |
| 2007-08 | 21 | 36 | 57 | - | - | - | - | - | - | 57 |
| 2006-07 | 66 | 27 | 93 | - | - | - | - | - | - | 93 |

Sources:

UGA Fact Book. Publication. Office of Institutional Research, University of Georgia. Office of Institutional Research, 2022. Office of Global Engagement StudyAway Portal Statistics from 2022-2023.

College of Veterinary Medicine

26
students participated

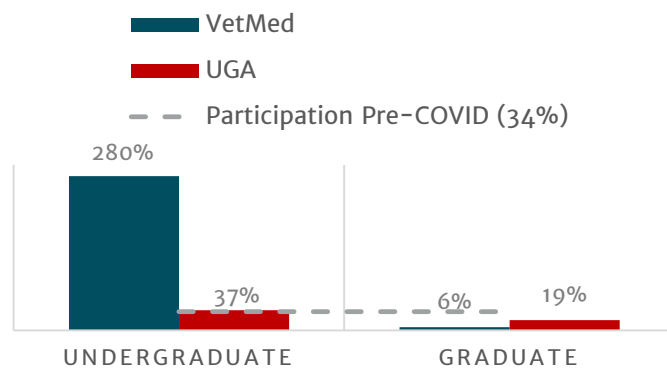
26
experiences abroad

15
unique countries visited

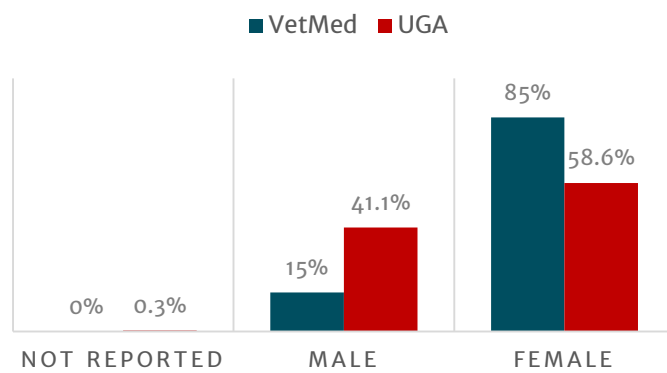
0
programs

Student Mobility Aim: Provide undergraduate students with quality international academic experiences at participation levels meeting or exceeding pre-Pandemic numbers.

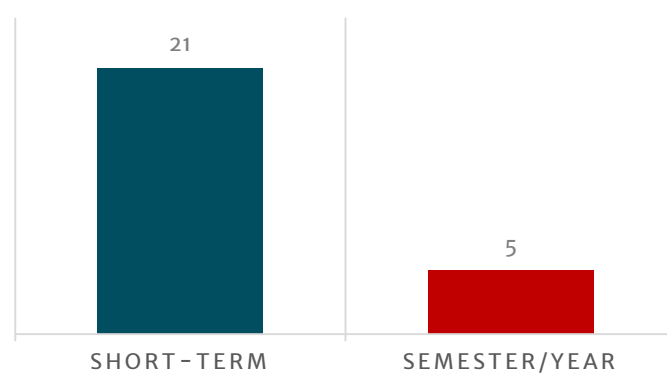
Participation by Academic Level



Participation by Gender Identity



Participation by Program Length



Visited Countries

| Country | # of Visits | % of Total |
|---|-------------|------------|
| Italy | 6 | 21.4% |
| Japan/Spain | 4 | 14.3% |
| Panama/United Kingdom | 2 | 7.1% |
| Australia, Austria, Belize, Cuba, Germany, Greece, Indonesia, Mexico, New Zealand, Thailand | 1 | 3.6% |

Participation by Program Type

| Program Type | # of Experiences | % of Total |
|--------------------------|------------------|------------|
| UGA Faculty-Led | 14 | 53.8% |
| Independent Experience | 6 | 23.1% |
| UGA International Center | 5 | 19.2% |
| UGA Partners (non-UGA) | 1 | 3.8% |

Office of Global Engagement Scholarships Awarded

| Scholarship | Awards |
|--|--------------------|
| Asia Georgia Scholarship | \$11,500.00 |
| OGE Nonendowed Scholarship | \$9,670.00 |
| OGE General Studies Abroad Scholarships | \$3,870.00 |
| Institutional Diversity Study Abroad Grant | \$1,450.00 |
| Oxford-Cortona Experiential Learning Funds | \$1,250.00 |
| Total | \$27,740.00 |

Programs

| Program Name | OGE Allocation | Credit Hour Generated |
|--------------|----------------|-----------------------|
| - | \$- | - |

Credit Hour Generation Through Study Abroad*

| | College of Veterinary Medicine | | | | | | | | | Yearly |
|----------------------|--------------------------------|-----------|-----------|-----------|----------|-----------|-----------|----------|----------|--------|
| | General | | | Oxford | | | Cortona | | | |
| | Undergrad | Grad | Total | Undergrad | Grad | Total | Undergrad | Grad | Total | |
| Summer 2023 | - | 1 | 1 | - | - | 0 | - | - | 0 | 47 |
| Spring 2023 | - | 5 | 5 | 12 | - | 12 | - | - | 0 | |
| Fall 2022 | - | 20 | 20 | 9 | - | 9 | - | - | 0 | |
| Total 2022-23 | 0 | 26 | 26 | 21 | 0 | 21 | 0 | 0 | 0 | 32 |
| Summer 2022 | - | 14 | 14 | - | - | 0 | - | - | 0 | |
| Spring 2022 | - | - | 0 | 3 | - | 3 | - | - | 0 | |
| Fall 2021 | - | 12 | 12 | 3 | - | 3 | - | - | 0 | 0 |
| Total 2021-22 | 0 | 26 | 26 | 6 | 0 | 6 | 0 | 0 | 0 | |
| Summer 2021 | - | - | 0 | - | - | 0 | - | - | 0 | |
| Spring 2021 | - | - | 0 | - | - | 0 | - | - | 0 | 29 |
| Fall 2020 | - | - | 0 | - | - | 0 | - | - | 0 | |
| Total 2020-21 | 0 | 0 | 0 | 0 | 0 | 0 | 0 | 0 | 0 | |
| Summer 2020 | - | - | 0 | - | - | 0 | - | - | 0 | 81 |
| Spring 2020 | - | 8 | 8 | 3 | - | 3 | - | - | 0 | |
| Fall 2019 | - | 16 | 16 | 3 | - | 3 | - | - | 0 | |
| Total 2019-20 | 0 | 23 | 23 | 6 | 0 | 6 | 0 | 0 | 0 | 81 |
| Summer 2019 | - | 22 | 22 | - | - | 0 | - | - | 0 | |
| Spring 2019 | - | 5 | 5 | 12 | - | 12 | - | - | 0 | |
| Fall 2018 | - | - | 0 | 42 | - | 42 | - | - | 0 | 17 |
| Total 2018-19 | 0 | 27 | 27 | 54 | 0 | 54 | 0 | 0 | 0 | |
| 2017-18 | - | 3 | 3 | - | - | - | - | - | - | |
| 2016-17 | - | 6 | 6 | - | - | - | - | - | - | |
| 2015-16 | - | 9 | 9 | - | - | - | - | - | - | |
| 2014-15 | - | - | - | - | - | 3 | - | - | - | |
| 2013-14 | - | - | - | - | - | - | - | - | - | |
| 2012-13 | - | - | - | - | - | - | - | - | - | |
| 2011-12 | 3 | - | 3 | - | - | - | - | - | - | |
| 2010-11 | - | - | - | - | - | - | - | - | - | |
| 2009-10 | - | - | - | - | - | - | - | - | - | |
| 2008-09 | 5 | 1 | 6 | - | - | - | - | - | - | |
| 2007-08 | - | - | - | - | - | - | - | - | - | |
| 2006-07 | 2 | 15 | 17 | - | - | - | - | - | - | |

Sources:

UGA Fact Book. Publication. Office of Institutional Research, University of Georgia. Office of Institutional Research, 2022. Office of Global Engagement StudyAway Portal Statistics from 2022-2023.

Franklin College of Arts and Sciences

935
students
participated

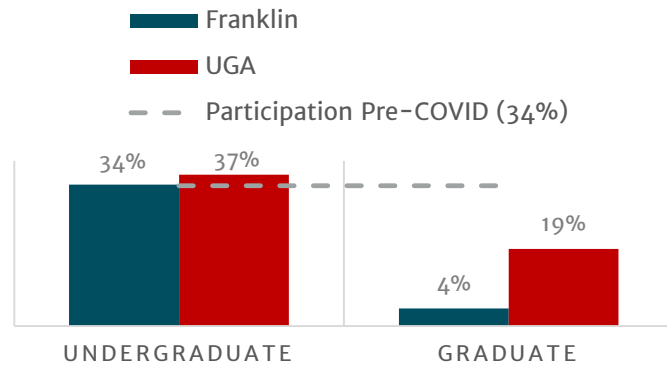
993
experiences
abroad

57
unique countries
visited

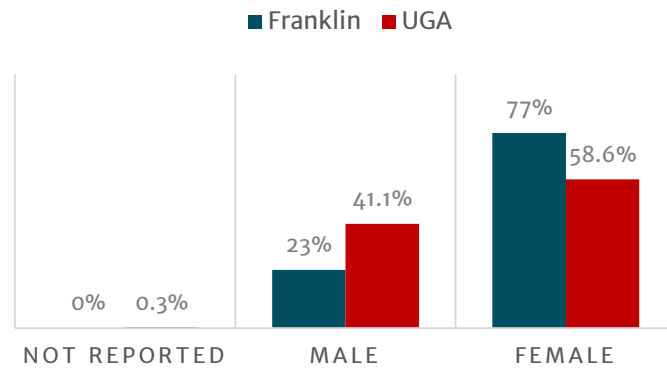
18
programs

Student Mobility Aim: Provide undergraduate students with quality international academic experiences at participation levels meeting or exceeding pre-Pandemic numbers.

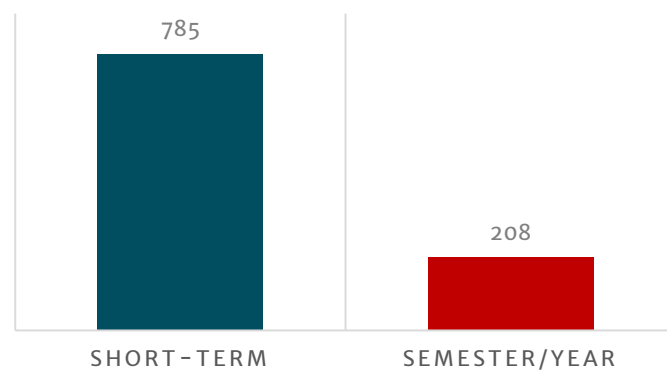
Participation by Academic Level



Participation by Gender Identity



Participation by Program Length



Top 5 Visited Countries

| Country | # of Visits | % of Total |
|----------------|-------------|------------|
| United Kingdom | 222 | 19.5% |
| Italy | 169 | 14.9% |
| Spain | 97 | 8.5% |
| France | 63 | 5.5% |
| Australia | 54 | 4.7% |

Participation by Program Type

| Program Type | # of Experiences | % of Total |
|--------------------------|------------------|------------|
| UGA Faculty-Led | 512 | 51.6% |
| UGA International Center | 261 | 26.3% |
| UGA Partners (non-UGA) | 93 | 9.4% |
| Independent Experience | 65 | 6.5% |
| UGA Bilateral Exchange | 62 | 6.2% |

Office of Global Engagement Scholarships Awarded

| Scholarship | Awards |
|---|--------------|
| OGE General Studies Abroad Scholarships | \$104,940.00 |
| OGE Nonendowed Scholarship | \$94,580.00 |
| Incentive Scholarships: ALASA Scholarship | \$71,000.00 |
| Oxford-Cortona Experiential Learning Funds | \$42,500.00 |
| Incentive Scholarships: UGA Cortona | \$36,250.00 |
| Incentive Scholarships: UGA at Oxford | \$25,000.00 |
| OGE 3 Way-Split Scholarship | \$21,000.00 |
| Asia Georgia Scholarship | \$11,500.00 |
| Oxford Endowed Scholarships | \$5,900.00 |
| Hawkins Travel Assistance Funds | \$5,000.00 |
| McMullan Study Abroad Scholarship | \$4,500.00 |
| Katherine John Murphy Foundation Scholarship | \$4,000.00 |
| Adams Study Abroad Scholarship | \$2,500.00 |
| Dean G. Rojek Scholarship | \$2,100.00 |
| Prusiecki Family Study Abroad Fund | \$2,000.00 |
| Institutional Diversity Study Abroad Grant | \$1,450.00 |
| Bill and Dolly Barstow Study Abroad Scholarship Fund in Biology | \$1,000.00 |

Total \$435,220.00

Programs

| Program Name | OGE Allocation | Credit Hour Generated |
|--|----------------|-----------------------|
| Bali & Beyond | \$21,600.00 | 72 |
| Biotechnology in Scotland | \$31,500.00 | 98 |
| Europe: Unearthing the Past | \$34,458.00 | 120 |
| Freiburg Study Abroad | \$46,554.00 | 165 |
| Maymester in Tanzania | \$52,570.00 | 156 |
| Surfing and Sustainability in Costa Rica | \$29,310.00 | 96 |
| Teaching in Brescia, Italy Internship | \$- | - |
| Theatre and Film Studies in London | \$25,200.00 | 114 |
| UGA à Paris, France | \$64,800.00 | 216 |

| Program Name | OGE Allocation | Credit Hour Generated |
|---|----------------|-----------------------|
| UGA Classics in Rome | \$52,292.00 | 171 |
| UGA en Buenos Aires | \$27,485.00 | 102 |
| UGA en España, Cadiz-Summer | \$45,000.00 | 174 |
| UGA en España, Madrid-Barcelona | \$10,800.00 | 63 |
| UGA en España, Seville Summer | \$58,482.00 | 234 |
| UGA en España, Valencia Spring | \$54,000.00 | 180 |
| UGA en España, Valencia Summer | \$42,693.00 | 180 |
| Women and US Public Discourse in London | \$38,361.00 | 120 |
| Portuguese Flagship - Semester 2 (Internship) | \$- | 21 |

Credit Hour Generation Through Study Abroad*

| | Franklin College of Arts and Sciences | | | | | | | | | Yearly |
|----------------------|---------------------------------------|------------|--------------|--------------|-----------|--------------|--------------|-----------|--------------|--------|
| | General | | | Oxford | | | Cortona | | | |
| | Undergrad | Grad | Total | Undergrad | Grad | Total | Undergrad | Grad | Total | |
| Summer 2023 | 2,712 | 22 | 2,734 | 588 | 9 | 597 | 1,034 | 21 | 1,055 | 6,151 |
| Spring 2023 | 180 | 20 | 200 | 531 | - | 531 | 297 | - | 297 | |
| Fall 2022 | 75 | 15 | 90 | 383 | - | 383 | 264 | - | 264 | |
| Total 2022-23 | 2,967 | 57 | 3,024 | 1,502 | 9 | 1,511 | 1,595 | 21 | 1,616 | 5,867 |
| Summer 2022 | 2,289 | 32 | 2,321 | 564 | 9 | 573 | 1,319 | 45 | 1,364 | |
| Spring 2022 | - | 48 | 48 | 471 | 30 | 501 | 243 | - | 243 | |
| Fall 2021 | - | 34 | 34 | 429 | - | 429 | 354 | - | 354 | 1 |
| Total 2021-22 | 2,289 | 114 | 2,403 | 1,464 | 39 | 1,503 | 1,916 | 45 | 1,961 | |
| Summer 2021 | - | 1 | 1 | - | - | 0 | - | - | 0 | |
| Spring 2021 | - | - | 0 | - | - | 0 | - | - | 0 | 2,190 |
| Fall 2020 | - | - | 0 | - | - | 0 | - | - | 0 | |
| Total 2020-21 | 0 | 1 | 1 | 0 | 0 | 0 | 0 | 0 | 0 | |
| Summer 2020 | 9 | 9 | 18 | 180 | - | 180 | - | - | 0 | 5,019 |
| Spring 2020 | 546 | 12 | 558 | 453 | 3 | 456 | 279 | - | 279 | |
| Fall 2019 | 35 | - | 35 | 442 | - | 442 | 222 | - | 222 | |
| Total 2019-20 | 590 | 21 | 611 | 1,075 | 3 | 1,078 | 501 | 0 | 501 | 3,123 |
| Summer 2019 | 2,660 | 67 | 2,727 | 474 | - | 474 | 1,257 | 9 | 1,266 | |
| Spring 2019 | 6 | - | 6 | - | - | 0 | - | - | 0 | |
| Fall 2018 | 6 | - | 6 | 389 | - | 389 | 151 | - | 151 | 3,498 |
| Total 2018-19 | 2,672 | 67 | 2,739 | 863 | 0 | 863 | 1,408 | 9 | 1,417 | |
| 2017-18 | 2,355 | 21 | 2,376 | 719 | - | 719 | 28 | - | 28 | |
| 2016-17 | 2,691 | 31 | 2,722 | 399 | - | 399 | 372 | 5 | 377 | 4,006 |
| 2015-16 | 3,195 | 17 | 3,212 | 705 | - | 705 | 89 | - | 89 | |
| 2014-15 | 3,006 | 28 | 3,034 | 941 | - | 941 | 430 | 15 | 445 | |
| 2013-14 | 3,580 | 27 | 3,607 | - | - | - | - | - | - | 3,607 |
| 2012-13 | 3,371 | 77 | 3,448 | - | - | - | - | - | - | |
| 2011-12 | 5,223 | 117 | 5,340 | - | - | - | - | - | - | |
| 2010-11 | 6,002 | 118 | 6,119 | - | - | - | - | - | - | 6,119 |
| 2009-10 | 5,118 | 116 | 5,233 | - | - | - | - | - | - | |
| 2008-09 | 4,869 | 133 | 5,002 | - | - | - | - | - | - | |
| 2007-08 | 6,376 | 100 | 6,476 | - | - | - | - | - | - | 6,476 |
| 2006-07 | 6,219 | 116 | 6,335 | - | - | - | - | - | - | |

Sources:

UGA Fact Book. Publication. Office of Institutional Research, University of Georgia. Office of Institutional Research, 2022. Office of Global Engagement StudyAway Portal Statistics from 2022-2023.

Grady College of Journalism and Mass Communication

286
students
participated

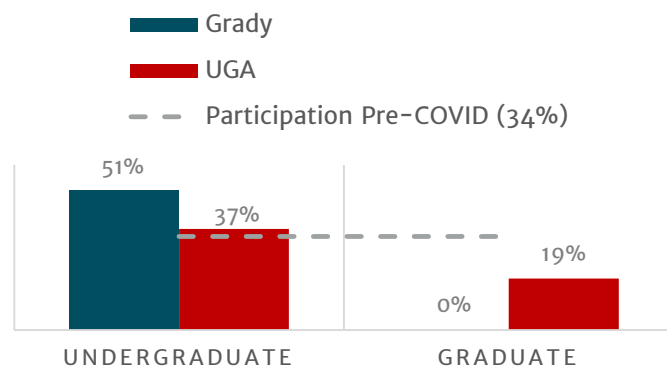
301
experiences
abroad

33
unique countries
visited

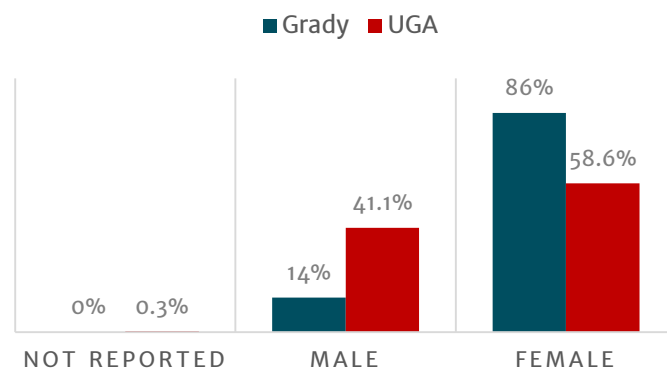
5
programs

Student Mobility Aim: Provide undergraduate students with quality international academic experiences at participation levels meeting or exceeding pre-Pandemic numbers.

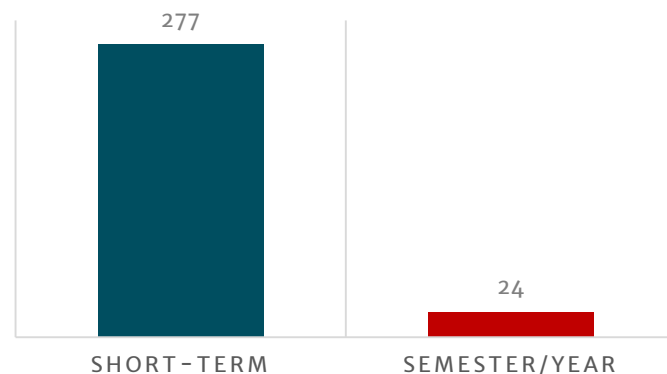
Participation by Academic Level



Participation by Gender Identity



Participation by Program Length



Top 5 Visited Countries

| Country | # of Visits | % of Total |
|-----------------|-------------|------------|
| France | 89 | 27.0% |
| United Kingdom | 46 | 13.9% |
| Italy | 31 | 9.4% |
| Spain | 27 | 8.2% |
| Croatia/Czechia | 17 | 5.2% |

Participation by Program Type

| Program Type | # of Experiences | % of Total |
|--------------------------|------------------|------------|
| UGA Faculty-Led | 210 | 69.8% |
| UGA International Center | 44 | 14.6% |
| UGA Partners (non-UGA) | 34 | 11.3% |
| Independent Experience | 8 | 2.7% |
| UGA Bilateral Exchange | 5 | 1.7% |

Office of Global Engagement Scholarships Awarded

| Scholarship | Awards |
|--|--------------------|
| OGE General Studies Abroad Scholarships | \$29,080.00 |
| OGE Nonendowed Scholarship | \$21,850.00 |
| Incentive Scholarships: ALASA Scholarship | \$8,500.00 |
| OGE 3 Way-Split Scholarship | \$3,500.00 |
| Incentive Scholarships: UGA at Oxford | \$3,500.00 |
| Oxford-Cortona Experiential Learning Funds | \$2,500.00 |
| Incentive Scholarships: UGA Cortona | \$2,500.00 |
| Katherine John Murphy Foundation Scholarship | \$2,000.00 |
| Total | \$73,430.00 |

Programs

| Program Name | OGE Allocation | Credit Hour Generated |
|--|----------------|-----------------------|
| Cannes Film Festival Study Abroad | \$54,000.00 | 180 |
| Cannes Lions Advertising Festival Study Abroad | \$100,800.00 | 360 |
| International Mass Communication in Croatia | \$13,500.00 | 48 |
| Travel Journalism in Copenhagen | \$10,800.00 | 36 |
| Travel Journalism in Prague | \$13,500.00 | 48 |

Credit Hour Generation Through Study Abroad*

| | Grady College of Journalism and Mass Communication | | | | | | | | | Yearly |
|----------------------|--|-----------|------------|-----------|----------|-----------|-----------|----------|----------|--------|
| | General | | | Oxford | | | Cortona | | | |
| | Undergrad | Grad | Total | Undergrad | Grad | Total | Undergrad | Grad | Total | |
| Summer 2023 | 708 | 15 | 723 | 60 | - | 60 | - | - | 0 | 786 |
| Spring 2023 | - | - | 0 | - | - | 0 | - | - | 0 | |
| Fall 2022 | - | - | 0 | 3 | - | 3 | - | - | 0 | |
| Total 2022-23 | 708 | 15 | 723 | 63 | 0 | 63 | 0 | 0 | 0 | 633 |
| Summer 2022 | 549 | 30 | 579 | 54 | - | 54 | - | - | 0 | |
| Spring 2022 | - | - | 0 | - | - | 0 | - | - | 0 | |
| Fall 2021 | - | - | 0 | - | - | 0 | - | - | 0 | 0 |
| Total 2021-22 | 549 | 30 | 579 | 54 | 0 | 54 | 0 | 0 | 0 | |
| Summer 2021 | - | - | 0 | - | - | 0 | - | - | 0 | |
| Spring 2021 | - | - | 0 | - | - | 0 | - | - | 0 | 12 |
| Fall 2020 | - | - | 0 | - | - | 0 | - | - | 0 | |
| Total 2020-21 | 0 | 0 | 0 | 0 | 0 | 0 | 0 | 0 | 0 | |
| Summer 2020 | - | - | 0 | 12 | - | 12 | - | - | 0 | 678 |
| Spring 2020 | - | - | 0 | - | - | 0 | - | - | 0 | |
| Fall 2019 | - | - | 0 | - | - | 0 | - | - | 0 | |
| Total 2019-20 | 0 | 0 | 0 | 12 | 0 | 12 | 0 | 0 | 0 | 678 |
| Summer 2019 | 621 | 6 | 627 | 48 | - | 48 | - | - | 0 | |
| Spring 2019 | - | - | 0 | - | - | 0 | - | - | 0 | |
| Fall 2018 | 3 | - | 3 | - | - | 0 | - | - | 0 | 720 |
| Total 2018-19 | 624 | 6 | 630 | 48 | 0 | 48 | 0 | 0 | 0 | |
| 2017-18 | 654 | 66 | 720 | - | - | - | - | - | - | |
| 2016-17 | 631 | 21 | 652 | 32 | - | 32 | - | - | - | 684 |
| 2015-16 | 597 | 15 | 612 | - | - | - | - | - | - | 612 |
| 2014-15 | 564 | 48 | 612 | 54 | - | 54 | - | - | - | 666 |
| 2013-14 | 595 | 6 | 601 | - | - | - | - | - | - | 601 |
| 2012-13 | 456 | - | 456 | - | - | - | - | - | - | 456 |
| 2011-12 | 431 | - | 431 | - | - | - | - | - | - | 431 |
| 2010-11 | 331 | - | 331 | - | - | - | - | - | - | 331 |
| 2009-10 | 232 | 6 | 238 | - | - | - | - | - | - | 238 |
| 2008-09 | 132 | 3 | 135 | - | - | - | - | - | - | 135 |
| 2007-08 | 153 | - | 153 | - | - | - | - | - | - | 153 |
| 2006-07 | 72 | 3 | 75 | - | - | - | - | - | - | 75 |

Sources:

UGA Fact Book. Publication. Office of Institutional Research, University of Georgia. Office of Institutional Research, 2022. Office of Global Engagement StudyAway Portal Statistics from 2022-2023.

Mary Francis Early College of Education

141
students participated

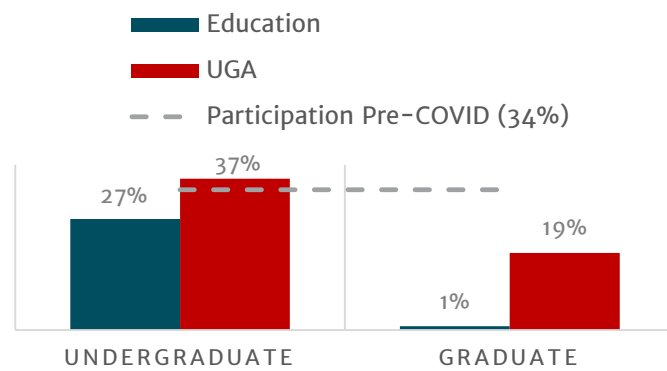
145
experiences abroad

26
unique countries visited

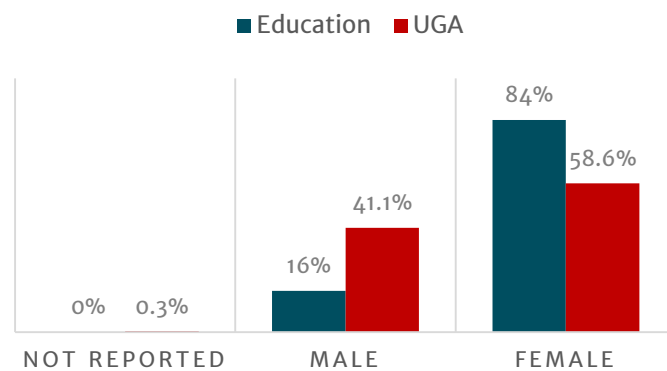
7
programs

Student Mobility Aim: Provide undergraduate students with quality international academic experiences at participation levels meeting or exceeding pre-Pandemic numbers.

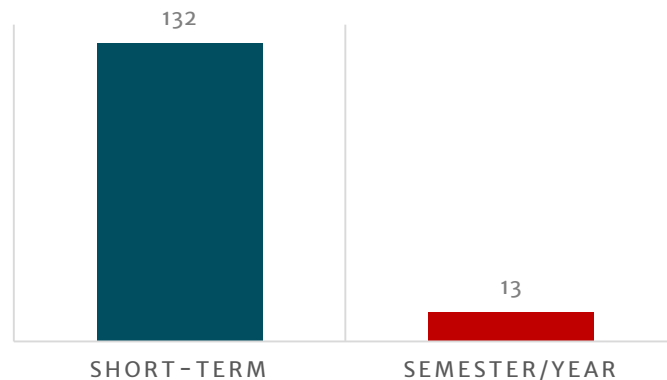
Participation by Academic Level



Participation by Gender Identity



Participation by Program Length



Top 5 Visited Countries

| Country | # of Visits | % of Total |
|-------------------|-------------|------------|
| Italy | 43 | 25.4% |
| Spain | 27 | 16.0% |
| Belgium / Finland | 17 | 10.1% |
| United Kingdom | 16 | 9.5% |
| Taiwan | 10 | 5.9% |

Participation by Program Type

| Program Type | # of Experiences | % of Total |
|--------------------------|------------------|------------|
| UGA Faculty-Led | 97 | 66.9% |
| UGA Partners (non-UGA) | 26 | 17.9% |
| UGA International Center | 13 | 9.0% |
| Independent Experience | 8 | 5.5% |
| UGA Bilateral Exchange | 1 | 0.7% |

Office of Global Engagement Scholarships Awarded

| Scholarship | Awards |
|--|--------------------|
| OGE Nonendowed Scholarship | \$22,420.00 |
| OGE General Studies Abroad Scholarships | \$18,950.00 |
| Incentive Scholarships: ALASA Scholarship | \$6,000.00 |
| Incentive Scholarships: UGA Cortona | \$2,500.00 |
| Katherine John Murphy Foundation Scholarship | \$2,500.00 |
| Institutional Diversity Study Abroad Grant | \$1,500.00 |
| Total | \$53,870.00 |

Programs

| Program Name | OGE Allocation | Credit Hour Generated |
|--|----------------|-----------------------|
| American Sign Language in France | \$10,800.00 | 45 |
| Consortium for Overseas Student Teaching (COST) | \$- | 35 |
| European Perspectives in Kinesiology | \$21,600.00 | 84 |
| Immersion in the Russian Language, Culture, and Communities in the Baltics Program | \$55,768.00 | 207 |
| Modena Italy Study Abroad Exp. in Early Childhood, Elementary, and Middle School Ed. | \$24,271.00 | 87 |
| Project GO Russian Study Abroad Latvia | \$52,652.00 | 171 |
| Study Abroad in Athletic Training: Taiwan Maymester | \$10,800.00 | 36 |

Credit Hour Generation Through Study Abroad*

| | Mary Frances Early College of Education | | | | | | | | | Yearly |
|----------------------|---|-----------|------------|-----------|----------|----------|-----------|----------|----------|--------|
| | General | | | Oxford | | | Cortona | | | |
| | Undergrad | Grad | Total | Undergrad | Grad | Total | Undergrad | Grad | Total | |
| Summer 2023 | 471 | 21 | 492 | - | - | 0 | - | - | 0 | 542 |
| Spring 2023 | 21 | 7 | 28 | - | - | 0 | - | - | 0 | |
| Fall 2022 | 13 | - | 13 | - | 9 | 9 | - | - | 0 | |
| Total 2022-23 | 505 | 28 | 533 | 0 | 9 | 9 | 0 | 0 | 0 | 239 |
| Summer 2022 | 152 | 23 | 175 | - | 1 | 1 | - | - | 0 | |
| Spring 2022 | 35 | - | 35 | - | - | 0 | - | - | 0 | |
| Fall 2021 | 28 | - | 28 | - | - | 0 | - | - | 0 | 0 |
| Total 2021-22 | 215 | 23 | 238 | 0 | 1 | 1 | 0 | 0 | 0 | |
| Summer 2021 | - | - | 0 | - | - | 0 | - | - | 0 | |
| Spring 2021 | - | - | 0 | - | - | 0 | - | - | 0 | 129 |
| Fall 2020 | - | - | 0 | - | - | 0 | - | - | 0 | |
| Total 2020-21 | 0 | 0 | 0 | 0 | 0 | 0 | 0 | 0 | 0 | |
| Summer 2020 | - | - | 0 | - | - | 0 | - | - | 0 | 413 |
| Spring 2020 | 55 | - | 55 | - | - | 0 | - | - | 0 | |
| Fall 2019 | 46 | 28 | 74 | - | - | 0 | - | - | 0 | |
| Total 2019-20 | 101 | 28 | 129 | 0 | 0 | 0 | 0 | 0 | 0 | 413 |
| Summer 2019 | 290 | 27 | 317 | - | - | 0 | - | - | 0 | |
| Spring 2019 | 47 | - | 47 | - | - | 0 | - | - | 0 | |
| Fall 2018 | 34 | 15 | 49 | - | - | 0 | - | - | 0 | 276 |
| Total 2018-19 | 371 | 42 | 413 | 0 | 0 | 0 | 0 | 0 | 0 | |
| 2017-18 | 182 | 94 | 276 | - | - | - | - | - | - | |
| 2016-17 | 238 | 77 | 315 | - | - | - | - | - | - | 315 |
| 2015-16 | 247 | 94 | 341 | 1 | - | 1 | - | - | - | 342 |
| 2014-15 | 547 | 45 | 592 | - | - | - | - | - | - | 592 |
| 2013-14 | 342 | 78 | 420 | - | - | - | - | - | - | 420 |
| 2012-13 | 359 | 53 | 412 | - | - | - | - | - | - | 412 |
| 2011-12 | 206 | 37 | 243 | - | - | - | - | - | - | 243 |
| 2010-11 | 323 | 24 | 347 | - | - | - | - | - | - | 347 |
| 2009-10 | 297 | 71 | 368 | - | - | - | - | - | - | 368 |
| 2008-09 | 327 | 45 | 372 | - | - | - | - | - | - | 372 |
| 2007-08 | 228 | 60 | 288 | - | - | - | - | - | - | 288 |
| 2006-07 | 134 | 122 | 256 | - | - | - | - | - | - | 256 |

Sources:

UGA Fact Book. Publication. Office of Institutional Research, University of Georgia. Office of Institutional Research, 2022. Office of Global Engagement StudyAway Portal Statistics from 2022-2023.

Odum School of Ecology

22
students participated

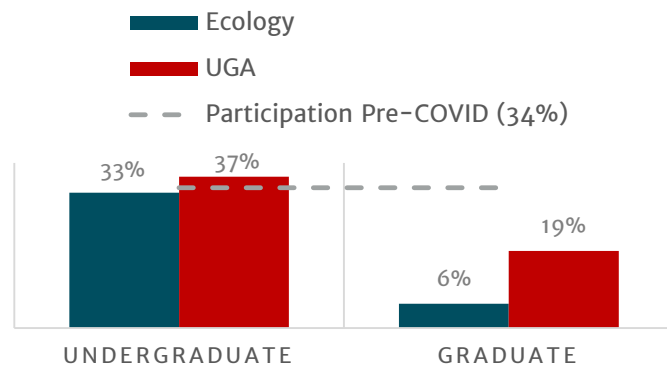
24
experiences abroad

14
unique countries visited

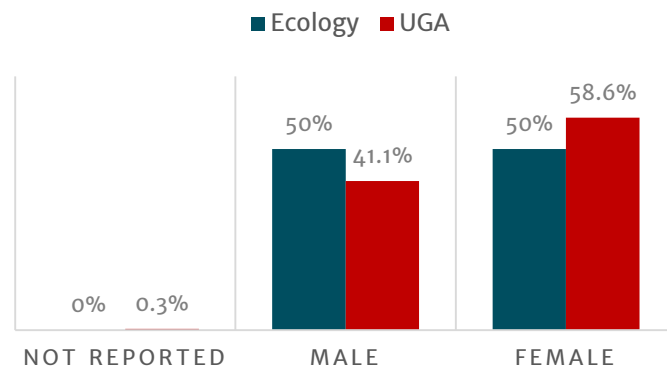
0
programs

Student Mobility Aim: Provide undergraduate students with quality international academic experiences at participation levels meeting or exceeding pre-Pandemic numbers.

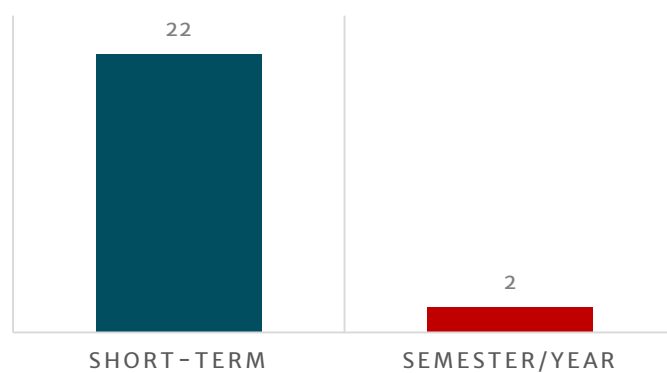
Participation by Academic Level



Participation by Gender Identity



Participation by Program Length



Visited Countries

| Country | # of Visits | % of Total |
|---|-------------|------------|
| Australia/United Kingdom | 5 | 17.2% |
| Cuba/New Zealand | 4 | 13.8% |
| Germany | 2 | 6.9% |
| Costa Rica, Croatia, Ecuador, Fiji, France, Madagascar, Slovenia, South Africa, South Korea | 1 | 3.4% |

Participation by Program Type

| Program Type | # of Experiences | % of Total |
|--------------------------|------------------|------------|
| UGA Faculty-Led | 18 | 75.0% |
| UGA International Center | 3 | 12.5% |
| Independent Experience | 2 | 8.3% |
| UGA Partners (non-UGA) | 1 | 4.2% |

Office of Global Engagement Scholarships Awarded

| Scholarship | Awards |
|---|-------------------|
| OGE Nonendowed Scholarship | \$2,010.00 |
| Incentive Scholarships: ALASA Scholarship | \$2,000.00 |
| OGE General Studies Abroad Scholarships | \$1,190.00 |
| Total | \$5,200.00 |

Programs

| Program Name | OGE Allocation | Credit Hour Generated |
|--------------|----------------|-----------------------|
| - | \$- | - |

Credit Hour Generation Through Study Abroad*

| | Odum School of Ecology | | | | | | | | | Yearly |
|----------------------|------------------------|-----------|------------|-----------|----------|----------|-----------|----------|----------|--------|
| | General | | | Oxford | | | Cortona | | | |
| | Undergrad | Grad | Total | Undergrad | Grad | Total | Undergrad | Grad | Total | |
| Summer 2023 | 2 | - | 2 | - | - | 0 | - | - | 0 | 2 |
| Spring 2023 | - | - | 0 | - | - | 0 | - | - | 0 | |
| Fall 2022 | - | - | 0 | - | - | 0 | - | - | 0 | |
| Total 2022-23 | 2 | 0 | 2 | 0 | 0 | 0 | 0 | 0 | 0 | 296 |
| Summer 2022 | 170 | - | 170 | - | - | 0 | - | - | 0 | |
| Spring 2022 | - | - | 0 | - | - | 0 | - | - | 0 | |
| Fall 2021 | 126 | - | 126 | - | - | 0 | - | - | 0 | 0 |
| Total 2021-22 | 296 | 0 | 296 | 0 | 0 | 0 | 0 | 0 | 0 | |
| Summer 2021 | - | - | 0 | - | - | 0 | - | - | 0 | |
| Spring 2021 | - | - | 0 | - | - | 0 | - | - | 0 | 335 |
| Fall 2020 | - | - | 0 | - | - | 0 | - | - | 0 | |
| Total 2020-21 | 0 | 0 | 0 | 0 | 0 | 0 | 0 | 0 | 0 | |
| Summer 2020 | 3 | 6 | 9 | - | - | 0 | - | - | 0 | 195 |
| Spring 2020 | 191 | - | 191 | - | - | 0 | - | - | 0 | |
| Fall 2019 | 135 | - | 135 | - | - | 0 | - | - | 0 | |
| Total 2019-20 | 329 | 6 | 335 | 0 | 0 | 0 | 0 | 0 | 0 | 195 |
| Summer 2019 | 171 | 24 | 195 | - | - | 0 | - | - | 0 | |
| Spring 2019 | - | - | 0 | - | - | 0 | - | - | 0 | |
| Fall 2018 | - | - | 0 | - | - | 0 | - | - | 0 | 212 |
| Total 2018-19 | 171 | 24 | 195 | 0 | 0 | 0 | 0 | 0 | 0 | |
| 2017-18 | 10 | - | 10 | - | - | - | - | - | - | |
| 2016-17 | - | - | - | - | - | - | - | - | - | |
| 2015-16 | 1 | - | 1 | - | - | - | - | - | - | |
| 2014-15 | - | - | - | - | - | - | - | - | - | |
| 2013-14 | 79 | - | 79 | - | - | - | - | - | - | |
| 2012-13 | 150 | 3 | 153 | - | - | - | - | - | - | |
| 2011-12 | 201 | 9 | 210 | - | - | - | - | - | - | |
| 2010-11 | 105 | 4 | 109 | - | - | - | - | - | - | |
| 2009-10 | 417 | - | 417 | - | - | - | - | - | - | |
| 2008-09 | 310 | 3 | 313 | - | - | - | - | - | - | |
| 2007-08 | 315 | 63 | 378 | - | - | - | - | - | - | |
| 2006-07 | 212 | - | 212 | - | - | - | - | - | - | |

Sources:

UGA Fact Book. Publication. Office of Institutional Research, University of Georgia. Office of Institutional Research, 2022. Office of Global Engagement StudyAway Portal Statistics from 2022-2023.

School of Law

22
students participated

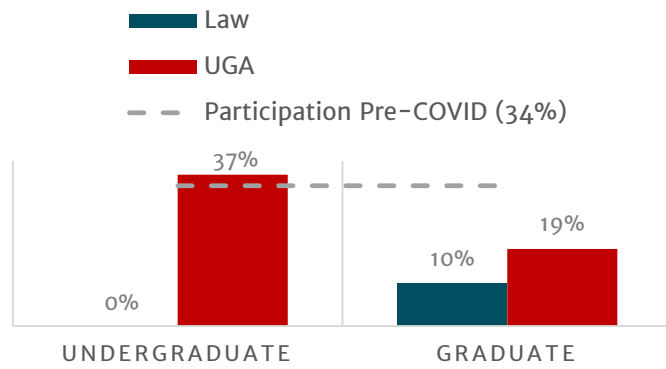
30
experiences abroad

13
unique countries visited

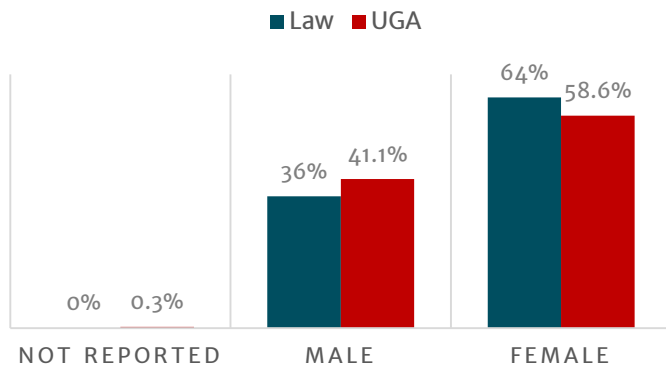
2
programs

Student Mobility Aim: Provide undergraduate students with quality international academic experiences at participation levels meeting or exceeding pre-Pandemic numbers.

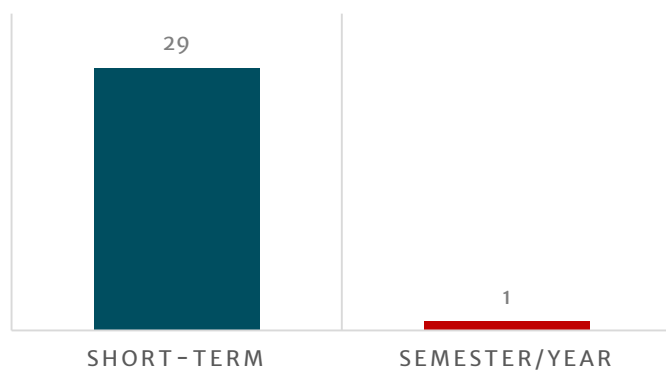
Participation by Academic Level



Participation by Gender Identity



Participation by Program Length



Visited Countries

| Country | # of Visits | % of Total |
|---|-------------|------------|
| Belgium | 16 | 37.2% |
| Netherlands | 13 | 30.2% |
| Germany | 4 | 9.3% |
| Argentina, Azerbaijan, Bermuda, Colombia, Estonia, France, India, New Zealand, Romania, Tunisia | 1 | 2.3% |

Participation by Program Type

| Program Type | # of Experiences | % of Total |
|------------------------|------------------|------------|
| Independent Experience | 16 | 53.3% |
| UGA Faculty-Led | 14 | 46.7% |

Office of Global Engagement Scholarships Awarded

| Scholarship | Awards |
|--------------|------------|
| - | \$- |
| Total | \$- |

Programs

| Program Name | OGE Allocation | Credit Hour Generated |
|---------------------------------|----------------|-----------------------|
| Global Governance Summer School | \$9,000.00 | 51 |
| GEO Externship | \$- | 1 |

Credit Hour Generation Through Study Abroad*

| | School of Law | | | | | | | | | Yearly |
|----------------------|---------------|-----------|-----------|-----------|----------|----------|-----------|----------|----------|--------|
| | General | | | Oxford | | | Cortona | | | |
| | Undergrad | Grad | Total | Undergrad | Grad | Total | Undergrad | Grad | Total | |
| Summer 2023 | - | 52 | 52 | - | - | 0 | - | - | 0 | 67 |
| Spring 2023 | - | - | 0 | - | - | 0 | - | - | 0 | |
| Fall 2022 | - | 15 | 15 | - | - | 0 | - | - | 0 | |
| Total 2022-23 | 0 | 67 | 67 | 0 | 0 | 0 | 0 | 0 | 0 | 10 |
| Summer 2022 | - | - | 0 | - | - | 0 | - | - | 0 | |
| Spring 2022 | - | 10 | 10 | - | - | 0 | - | - | 0 | |
| Fall 2021 | - | - | 0 | - | - | 0 | - | - | 0 | 0 |
| Total 2021-22 | 0 | 10 | 10 | 0 | 0 | 0 | 0 | 0 | 0 | |
| Summer 2021 | - | - | 0 | - | - | 0 | - | - | 0 | |
| Spring 2021 | - | - | 0 | - | - | 0 | - | - | 0 | |
| Fall 2020 | - | - | 0 | - | - | 0 | - | - | 0 | |
| Total 2020-21 | 0 | 0 | 0 | 0 | 0 | 0 | 0 | 0 | 0 | 0 |
| Summer 2020 | - | - | 0 | - | - | 0 | - | - | 0 | |
| Spring 2020 | - | - | 0 | - | - | 0 | - | - | 0 | |
| Fall 2019 | - | - | 0 | - | - | 0 | - | - | 0 | 6 |
| Total 2019-20 | 0 | 0 | 0 | 0 | 0 | 0 | 0 | 0 | 0 | |
| Summer 2019 | - | - | 0 | - | - | 0 | - | - | 0 | |
| Spring 2019 | - | 6 | 6 | - | - | 0 | - | - | 0 | 6 |
| Fall 2018 | - | - | 0 | - | - | 0 | - | - | 0 | |
| Total 2018-19 | 0 | 6 | 6 | 0 | 0 | 0 | 0 | 0 | 0 | |
| 2017-18 | 21 | - | 21 | - | - | - | - | - | - | 21 |
| 2016-17 | - | - | - | - | 118 | 118 | - | - | - | 118 |
| 2015-16 | - | - | - | - | 154 | 154 | - | - | - | 154 |
| 2014-15 | - | 33 | 33 | - | 221 | 221 | - | - | - | 254 |
| 2013-14 | - | 266 | 266 | - | - | - | - | - | - | 266 |
| 2012-13 | - | 296 | 296 | - | - | - | - | - | - | 296 |
| 2011-12 | - | 208 | 208 | - | - | - | - | - | - | 208 |
| 2010-11 | - | 292 | 292 | - | - | - | - | - | - | 292 |
| 2009-10 | - | 274 | 274 | - | - | - | - | - | - | 274 |
| 2008-09 | - | 288 | 288 | - | - | - | - | - | - | 288 |
| 2007-08 | - | 286 | 286 | - | - | - | - | - | - | 286 |
| 2006-07 | - | 272 | 272 | - | - | - | - | - | - | 272 |

Sources:

UGA Fact Book. Publication. Office of Institutional Research, University of Georgia. Office of Institutional Research, 2022. Office of Global Engagement StudyAway Portal Statistics from 2022-2023.

School of Public and International Affairs

279 students participated

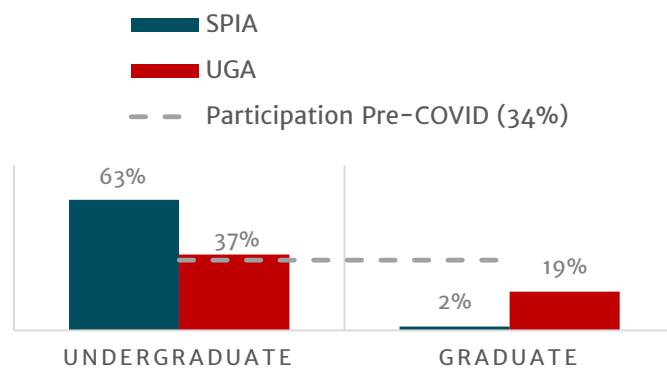
308 experiences abroad

34 unique countries visited

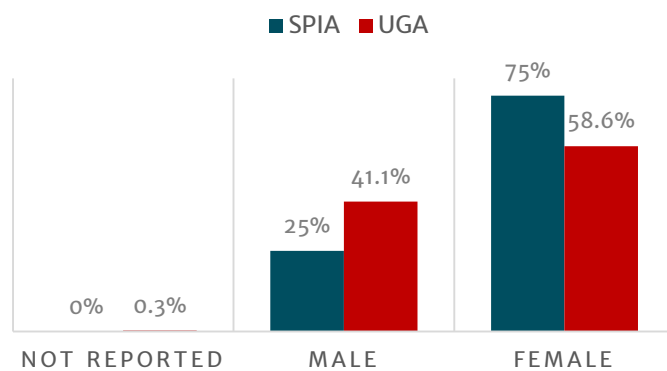
6 programs

Student Mobility Aim: Provide undergraduate students with quality international academic experiences at participation levels meeting or exceeding pre-Pandemic numbers.

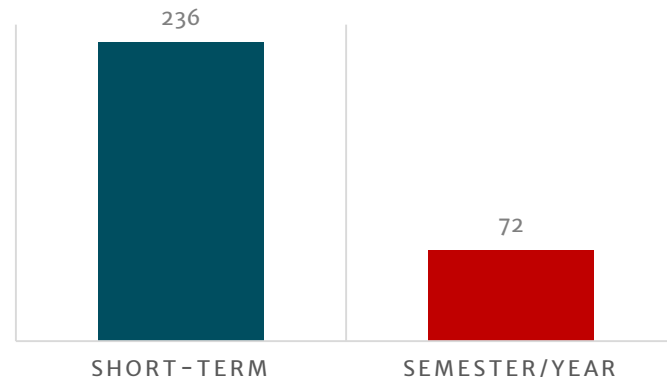
Participation by Academic Level



Participation by Gender Identity



Participation by Program Length



Top 5 Visited Countries

| Country | # of Visits | % of Total |
|---------------------------|-------------|------------|
| United Kingdom | 95 | 26.4% |
| Italy | 56 | 15.6% |
| Ireland | 19 | 5.3% |
| France/Spain/South Africa | 18 | 5.0% |
| Brazil | 12 | 3.3% |

Participation by Program Type

| Program Type | # of Experiences | % of Total |
|--------------------------|------------------|------------|
| UGA Faculty-Led | 189 | 61.4% |
| UGA International Center | 61 | 19.8% |
| UGA Partners (non-UGA) | 24 | 7.8% |
| Independent Experience | 17 | 5.5% |
| UGA Bilateral Exchange | 17 | 5.5% |

Office of Global Engagement Scholarships Awarded

| Scholarship | Awards |
|--|-------------|
| OGE General Studies Abroad Scholarships | \$34,600.00 |
| Incentive Scholarships: UGA at Oxford | \$31,500.00 |
| OGE Nonendowed Scholarship | \$23,270.00 |
| Incentive Scholarships: ALASA Scholarship | \$13,000.00 |
| Oxford-Cortona Experiential Learning Funds | \$11,000.00 |
| Asia Georgia Scholarship | \$6,500.00 |
| OGE 3 Way-Split Scholarship | \$6,000.00 |
| Oxford Endowed Scholarships | \$4,400.00 |
| Adams Study Abroad Scholarship | \$2,150.00 |
| McMullan Study Abroad Scholarship | \$2,000.00 |
| Katherine John Murphy Foundation Scholarship | \$1,500.00 |
| Prusiecki Family Study Abroad Fund | \$1,000.00 |

Total \$136,920.00

Programs

| Program Name | OGE Allocation | Credit Hour Generated |
|--|----------------|-----------------------|
| Franklin/GLOBIS: University of Liverpool Summer Study Abroad | \$25,200.00 | 84 |
| GLOBIS: Ireland Study Abroad Summer | \$36,000.00 | 120 |
| GLOBIS: SPIA a Firenze - Maymester in Italy | \$72,000.00 | 234 |
| GLOBIS: Stellenbosch Study Abroad Program Maymester | \$28,800.00 | 102 |
| GLOBIS: Study Abroad in Scotland Maymester | \$32,400.00 | 108 |
| GLOBIS: Verona Study Abroad Program Spring | \$39,600.00 | 132 |

Credit Hour Generation Through Study Abroad*

| | School of Public and International Affairs | | | | | | | | | Yearly |
|----------------------|--|-----------|--------------|------------|----------|------------|-----------|----------|-----------|--------|
| | General | | | Oxford | | | Cortona | | | |
| | Undergrad | Grad | Total | Undergrad | Grad | Total | Undergrad | Grad | Total | |
| Summer 2023 | 668 | - | 668 | 87 | - | 87 | - | - | 0 | 1,235 |
| Spring 2023 | 132 | - | 132 | 222 | - | 222 | 30 | - | 30 | |
| Fall 2022 | - | - | 0 | 96 | - | 96 | - | - | 0 | |
| Total 2022-23 | 800 | 0 | 800 | 405 | 0 | 405 | 30 | 0 | 30 | 1,056 |
| Summer 2022 | 669 | - | 669 | 144 | - | 144 | - | - | 0 | |
| Spring 2022 | - | - | 0 | 204 | - | 204 | 6 | - | 6 | |
| Fall 2021 | - | - | 0 | 33 | - | 33 | - | - | 0 | 0 |
| Total 2021-22 | 669 | 0 | 669 | 381 | 0 | 381 | 6 | 0 | 6 | |
| Summer 2021 | - | - | 0 | - | - | 0 | - | - | 0 | |
| Spring 2021 | - | - | 0 | - | - | 0 | - | - | 0 | 738 |
| Fall 2020 | - | - | 0 | - | - | 0 | - | - | 0 | |
| Total 2020-21 | 0 | 0 | 0 | 0 | 0 | 0 | 0 | 0 | 0 | |
| Summer 2020 | 15 | - | 15 | 36 | - | 36 | - | - | 0 | 1,630 |
| Spring 2020 | 399 | - | 399 | 210 | - | 210 | 33 | - | 33 | |
| Fall 2019 | - | - | 0 | 45 | - | 45 | - | - | 0 | |
| Total 2019-20 | 414 | 0 | 414 | 291 | 0 | 291 | 33 | 0 | 33 | |
| Summer 2019 | 1,005 | 24 | 1,029 | 75 | - | 75 | - | - | 0 | 1,280 |
| Spring 2019 | 249 | - | 249 | 239 | - | 239 | - | - | 0 | |
| Fall 2018 | - | - | 0 | 38 | - | 38 | - | - | 0 | |
| Total 2018-19 | 1,254 | 24 | 1,278 | 352 | 0 | 352 | 0 | 0 | 0 | |

| | | | | | | | | | | |
|---------|-------|----|-------|-----|---|-----|---|---|---|-------|
| 2017-18 | 1,085 | 24 | 1,109 | 246 | - | 246 | - | - | - | 1,355 |
| 2016-17 | 679 | - | 679 | 219 | - | 219 | - | - | - | 898 |
| 2015-16 | 803 | - | 803 | 301 | - | 301 | - | - | - | 1,104 |
| 2014-15 | 754 | - | 754 | 224 | - | 224 | - | - | - | 978 |
| 2013-14 | 698 | - | 698 | - | - | - | - | - | - | 698 |
| 2012-13 | 704 | - | 704 | - | - | - | - | - | - | 704 |
| 2011-12 | 685 | - | 685 | - | - | - | - | - | - | 685 |
| 2010-11 | 1,003 | 20 | 1,023 | - | - | - | - | - | - | 1,023 |
| 2009-10 | 854 | - | 854 | - | - | - | - | - | - | 854 |
| 2008-09 | 1,394 | 1 | 1,395 | - | - | - | - | - | - | 1,395 |
| 2007-08 | 1,262 | 3 | 1,265 | - | - | - | - | - | - | 1,265 |
| 2006-07 | 1,280 | - | 1,280 | - | - | - | - | - | - | 1,280 |

Sources:

UGA Fact Book. Publication. Office of Institutional Research, University of Georgia. Office of Institutional Research, 2022. Office of Global Engagement StudyAway Portal Statistics from 2022-2023.

School of Social Work

23
students participated

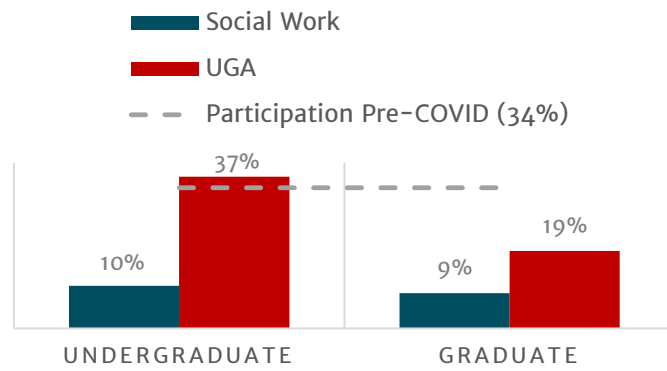
24
experiences abroad

5
unique countries visited

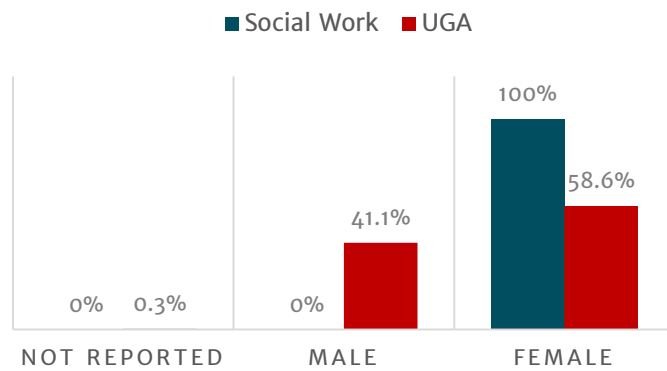
1
programs

Student Mobility Aim: Provide undergraduate students with quality international academic experiences at participation levels meeting or exceeding pre-Pandemic numbers.

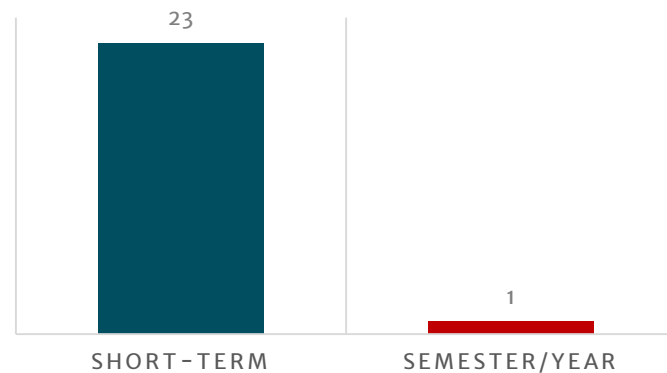
Participation by Academic Level



Participation by Gender Identity



Participation by Program Length



Visited Countries

| Country | # of Visits | % of Total |
|----------------|-------------|------------|
| United Kingdom | 18 | 75.0% |
| Morocco | 2 | 8.3% |
| Sierra Leone | 2 | 8.3% |
| Cuba | 1 | 4.2% |
| Ghana | 1 | 4.2% |

Participation by Program Type

| Program Type | # of Experiences | % of Total |
|--------------------------|------------------|------------|
| UGA Faculty-Led | 21 | 87.5% |
| Independent Experience | 2 | 8.3% |
| UGA International Center | 1 | 4.2% |

Office of Global Engagement Scholarships Awarded

| Scholarship | Awards |
|---|-------------------|
| UGE General Studies Abroad Scholarships | \$4,510.00 |
| Total | \$4,510.00 |

Programs

| Program Name | OGE Allocation | Credit Hour Generated |
|-----------------------------------|----------------|-----------------------|
| Social Issues in Northern Ireland | \$28,800.00 | 96 |

Credit Hour Generation Through Study Abroad*

| | School of Social Work | | | | | | | | | Yearly |
|----------------------|-----------------------|------------|------------|-----------|----------|----------|-----------|----------|----------|--------|
| | General | | | Oxford | | | Cortona | | | |
| | Undergrad | Grad | Total | Undergrad | Grad | Total | Undergrad | Grad | Total | |
| Summer 2023 | 12 | 84 | 96 | - | - | 0 | - | - | 0 | 96 |
| Spring 2023 | - | - | 0 | - | - | 0 | - | - | 0 | |
| Fall 2022 | - | - | 0 | - | - | 0 | - | - | 0 | |
| Total 2022-23 | 12 | 84 | 96 | 0 | 0 | 0 | 0 | 0 | 0 | 156 |
| Summer 2022 | 30 | 126 | 156 | - | - | 0 | - | - | 0 | |
| Spring 2022 | - | - | 0 | - | - | 0 | - | - | 0 | |
| Fall 2021 | - | - | 0 | - | - | 0 | - | - | 0 | 0 |
| Total 2021-22 | 30 | 126 | 156 | 0 | 0 | 0 | 0 | 0 | 0 | |
| Summer 2021 | - | - | 0 | - | - | 0 | - | - | 0 | |
| Spring 2021 | - | - | 0 | - | - | 0 | - | - | 0 | 57 |
| Fall 2020 | - | - | 0 | - | - | 0 | - | - | 0 | |
| Total 2020-21 | 0 | 0 | 0 | 0 | 0 | 0 | 0 | 0 | 0 | |
| Summer 2020 | 30 | 27 | 57 | - | - | 0 | - | - | 0 | 150 |
| Spring 2020 | - | - | 0 | - | - | 0 | - | - | 0 | |
| Fall 2019 | - | - | 0 | - | - | 0 | - | - | 0 | |
| Total 2019-20 | 30 | 27 | 57 | 0 | 0 | 0 | 0 | 0 | 0 | 150 |
| Summer 2019 | 36 | 102 | 138 | - | - | 0 | - | - | 0 | |
| Spring 2019 | 7 | 5 | 12 | - | - | 0 | - | - | 0 | |
| Fall 2018 | - | - | 0 | - | - | 0 | - | - | 0 | 156 |
| Total 2018-19 | 43 | 107 | 150 | 0 | 0 | 0 | 0 | 0 | 0 | |
| 2017-18 | 27 | 129 | 156 | - | - | - | - | - | - | |
| 2016-17 | 14 | 115 | 129 | - | - | - | - | - | - | |
| 2015-16 | 27 | 105 | 132 | - | - | - | - | - | - | |
| 2014-15 | 24 | 30 | 54 | - | - | - | - | - | - | |
| 2013-14 | 6 | 93 | 99 | - | - | - | - | - | - | |
| 2012-13 | 30 | 54 | 84 | - | - | - | - | - | - | |
| 2011-12 | 39 | 57 | 96 | - | - | - | - | - | - | |
| 2010-11 | 39 | 42 | 81 | - | - | - | - | - | - | |
| 2009-10 | 30 | 21 | 51 | - | - | - | - | - | - | |
| 2008-09 | - | 18 | 18 | - | - | - | - | - | - | |
| 2007-08 | 3 | 18 | 21 | - | - | - | - | - | - | |
| 2006-07 | 42 | 109 | 151 | - | - | - | - | - | - | |

Sources:

UGA Fact Book. Publication. Office of Institutional Research, University of Georgia. Office of Institutional Research, 2022. Office of Global Engagement StudyAway Portal Statistics from 2022-2023.

Terry College of Business

1074
students participated

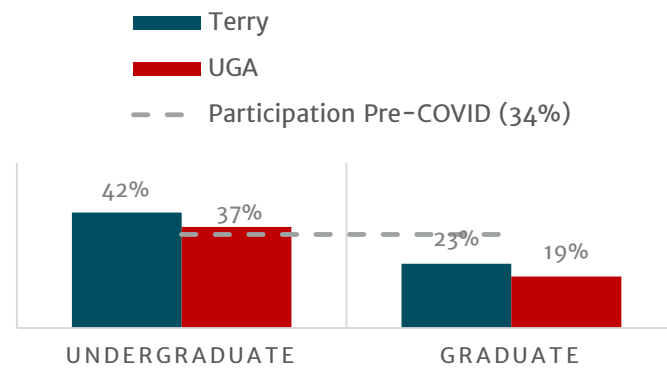
1127
experiences abroad

51
unique countries visited

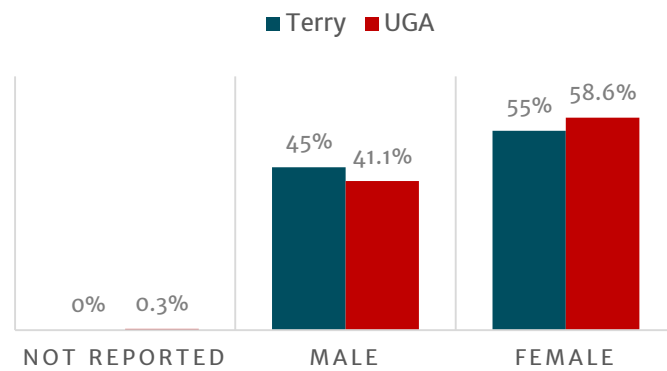
17
programs

Student Mobility Aim: Provide undergraduate students with quality international academic experiences at participation levels meeting or exceeding pre-Pandemic numbers.

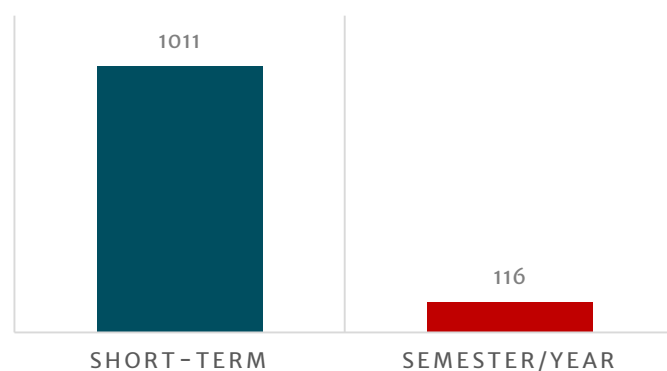
Participation by Academic Level



Participation by Gender Identity



Participation by Program Length



Top 5 Visited Countries

| Country | # of Visits | % of Total |
|----------------|-------------|------------|
| United Kingdom | 161 | 11.8% |
| Spain | 144 | 10.5% |
| Austria | 139 | 10.2% |
| Italy | 127 | 9.3% |
| Australia | 76 | 5.6% |

Participation by Program Type

| Program Type | # of Experiences | % of Total |
|--------------------------|------------------|------------|
| UGA Faculty-Led | 663 | 58.8% |
| UGA Partners (non-UGA) | 274 | 24.3% |
| UGA International Center | 121 | 10.7% |
| Independent Experience | 42 | 3.7% |
| UGA Bilateral Exchange | 27 | 2.4% |

Office of Global Engagement Scholarships Awarded

| Scholarship | Awards |
|--|---------------------|
| Asia Georgia Scholarship | \$58,500.00 |
| OGE Nonendowed Scholarship | \$47,040.00 |
| OGE General Studies Abroad Scholarships | \$46,870.00 |
| Incentive Scholarships: ALASA Scholarship | \$40,000.00 |
| Incentive Scholarships: UGA at Oxford | \$12,500.00 |
| Oxford-Cortona Experiential Learning Funds | \$5,000.00 |
| OGE 3 Way-Split Scholarship | \$5,000.00 |
| Prusiecki Family Study Abroad Fund | \$2,000.00 |
| Oxford Endowed Scholarships | \$1,400.00 |
| Incentive Scholarships: UGA Cortona | \$1,250.00 |
| Adams Study Abroad Scholarship | \$1,000.00 |
| Katherine John Murphy Foundation Scholarship | \$1,000.00 |
| Total | \$221,560.00 |

Programs

| Program Name | OGE Allocation | Credit Hour Generated |
|---------------------------------------|----------------|-----------------------|
| Bermuda Insurance Market Study Trip | \$- | - |
| Business in Canada (British Columbia) | \$12,600.00 | 57 |
| Business in Chile | \$10,800.00 | 60 |
| Business in Costa Rica Winter Break | \$10,800.00 | 54 |
| Business in Europe | \$12,600.00 | 60 |
| Business in Germany | \$13,500.00 | 60 |
| Business in Italy | \$13,500.00 | 60 |
| Business in Mexico | \$11,368.00 | 51 |
| Business in South Korea | \$10,800.00 | 60 |

| Program Name | OGE Allocation | Credit Hour Generated |
|---|----------------|-----------------------|
| Chile Internship | \$4,500.00 | 15 |
| Entrepreneurship Study Abroad to Israel | \$57,600.00 | 192 |
| Germany Internship | \$13,500.00 | 45 |
| London Insurance Market Study Trip | \$- | - |
| South Korea Internship | \$6,285.00 | 21 |
| Executive MBA International Residency - MM | \$- | 171 |
| Full-Time MBA Program - International Travel | \$- | 108 |
| Professional MBA Spring International Residency | \$- | 141 |

Credit Hour Generation Through Study Abroad*

| | Terry College of Business | | | | | | | | | Yearly |
|----------------------|---------------------------|------------|--------------|------------|----------|------------|------------|----------|------------|------------|
| | General | | | Oxford | | | Cortona | | | |
| | Undergrad | Grad | Total | Undergrad | Grad | Total | Undergrad | Grad | Total | |
| Summer 2023 | 1,047 | 171 | 1,218 | 261 | - | 261 | 90 | - | 90 | 2,061 |
| Spring 2023 | 111 | 249 | 360 | 51 | - | 51 | - | - | 0 | |
| Fall 2022 | 60 | - | 60 | 21 | - | 21 | - | - | 0 | |
| Total 2022-23 | 1,218 | 420 | 1,638 | 333 | 0 | 333 | 90 | 0 | 90 | 1,614 |
| Summer 2022 | 777 | - | 777 | 240 | - | 240 | 171 | - | 171 | |
| Spring 2022 | 66 | 243 | 309 | 21 | - | 21 | - | - | 0 | |
| Fall 2021 | 42 | 45 | 87 | 9 | - | 9 | - | - | 0 | 0 |
| Total 2021-22 | 885 | 288 | 1,173 | 270 | 0 | 270 | 171 | 0 | 171 | |
| Summer 2021 | - | - | 0 | - | - | 0 | - | - | 0 | |
| Spring 2021 | - | - | 0 | - | - | 0 | - | - | 0 | 533 |
| Fall 2020 | - | - | 0 | - | - | 0 | - | - | 0 | |
| Total 2020-21 | 0 | 0 | 0 | 0 | 0 | 0 | 0 | 0 | 0 | |
| Summer 2020 | - | - | 0 | 45 | - | 45 | - | - | 0 | 1,395 |
| Spring 2020 | 159 | 204 | 363 | 48 | - | 48 | - | - | 0 | |
| Fall 2019 | 6 | 53 | 59 | 18 | - | 18 | - | - | 0 | |
| Total 2019-20 | 165 | 257 | 422 | 111 | 0 | 111 | 0 | 0 | 0 | 1,395 |
| Summer 2019 | 666 | - | 666 | 159 | - | 159 | 180 | - | 180 | |
| Spring 2019 | 132 | 210 | 342 | 30 | - | 30 | - | - | 0 | |
| Fall 2018 | - | - | 0 | 18 | - | 18 | - | - | 0 | 827 |
| Total 2018-19 | 798 | 210 | 1,008 | 207 | 0 | 207 | 180 | 0 | 180 | |
| 2017-18 | 482 | 219 | 701 | 126 | - | 126 | - | - | - | |
| 2016-17 | 385 | 234 | 619 | 86 | - | 86 | - | - | - | 705 |
| 2015-16 | 264 | 246 | 510 | 135 | - | 135 | - | - | - | 645 |
| 2014-15 | 417 | - | 417 | 217 | - | 217 | - | - | - | 634 |
| 2013-14 | 371 | - | 371 | - | - | - | - | - | - | 371 |
| 2012-13 | 264 | 66 | 330 | - | - | - | - | - | - | 330 |
| 2011-12 | 278 | - | 278 | - | - | - | - | - | - | 278 |
| 2010-11 | 340 | 78 | 418 | - | - | - | - | - | - | 418 |
| 2009-10 | 312 | 24 | 336 | - | - | - | - | - | - | 336 |
| 2008-09 | 411 | 72 | 483 | - | - | - | - | - | - | 483 |
| 2007-08 | 417 | 39 | 456 | - | - | - | - | - | - | 456 |
| 2006-07 | 330 | 84 | 414 | - | - | - | - | - | - | 414 |

Sources:

UGA Fact Book. Publication. Office of Institutional Research, University of Georgia. Office of Institutional Research, 2022. Office of Global Engagement StudyAway Portal Statistics from 2022-2023.

Warnell School of Forestry and Natural Resources

20
students participated

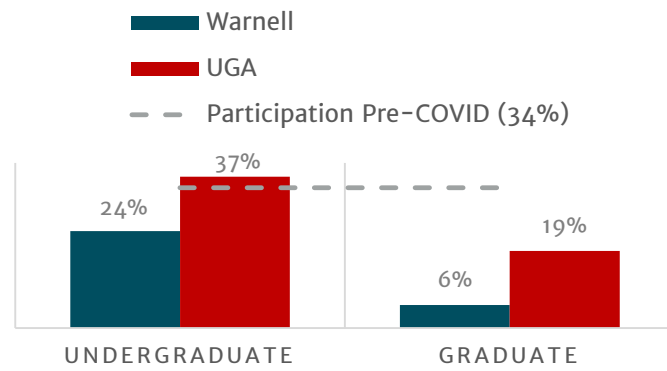
22
experiences abroad

12
unique countries visited

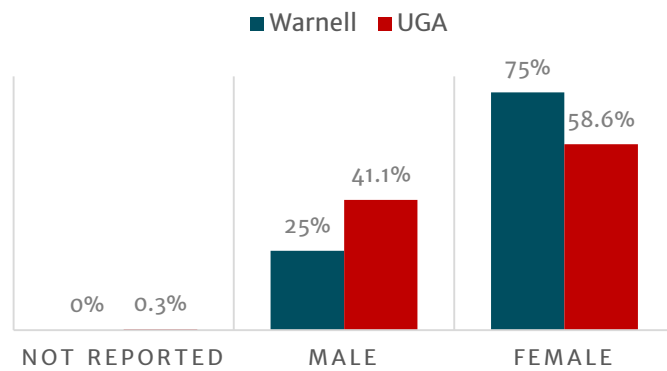
9
programs

Student Mobility Aim: Provide undergraduate students with quality international academic experiences at participation levels meeting or exceeding pre-Pandemic numbers.

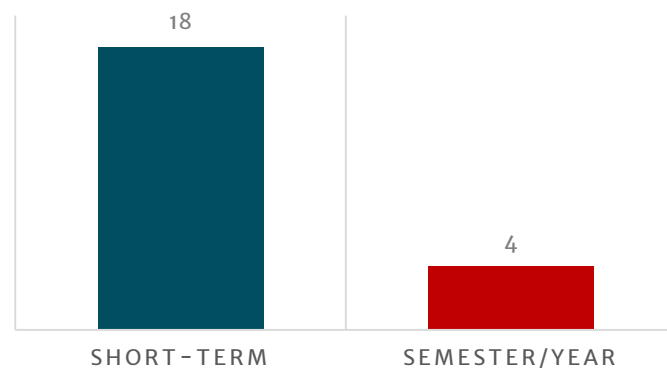
Participation by Academic Level



Participation by Gender Identity



Participation by Program Length



Top 5 Visited Countries

| Country | # of Visits | % of Total |
|----------------|-------------|------------|
| Australia | 8 | 26.7% |
| New Zealand | 6 | 20.0% |
| Namibia | 4 | 13.3% |
| United Kingdom | 3 | 10.0% |
| South Korea | 2 | 6.7% |

Participation by Program Type

| Program Type | # of Experiences | % of Total |
|--------------------------|------------------|------------|
| UGA Faculty-Led | 13 | 59.1% |
| Independent Experience | 6 | 27.3% |
| UGA International Center | 2 | 9.1% |
| UGA Partners (non-UGA) | 1 | 4.5% |

Office of Global Engagement Scholarships Awarded

| Scholarship | Awards |
|--|--------------------|
| Incentive Scholarships: ALASA Scholarship | \$7,000.00 |
| OGE Nonendowed Scholarship | \$2,840.00 |
| OGE General Studies Abroad Scholarships | \$1,930.00 |
| Katherine John Murphy Foundation Scholarship | \$1,000.00 |
| Prusiecki Family Study Abroad Fund | \$1,000.00 |
| Total | \$13,770.00 |

Programs

| Program Name | OGE Allocation | Credit Hour Generated |
|---|----------------|-----------------------|
| Discover Abroad: England and Scotland | \$45,000.00 | 156 |
| Discover Abroad: Fiji: Ecotourism and Sustainability | \$25,200.00 | 90 |
| Discover Abroad: Maymester Australia and New Zealand: Animal Behavior (Green) | \$54,000.00 | 174 |
| Discover Abroad: Maymester Australia and New Zealand: Bio. of the South Pacific: Koalas, Kiwis, and Corals (Yellow) | \$54,000.00 | 186 |
| Discover Abroad: Maymester Australia and New Zealand: International Business (Blue) | \$54,000.00 | 192 |
| Discover Abroad: Maymester Australia and New Zealand: International Business Topics (Orange) | \$54,000.00 | 192 |
| Discover Abroad: Semester in Australia, New Zealand, Fiji, and Hawaii | \$93,600.00 | 288 |
| Discover Abroad: Summer Australia: Caring for Country | \$36,000.00 | 144 |
| Discover Abroad: Winter Break Australia | \$36,000.00 | 120 |

Credit Hour Generation Through Study Abroad*

| | Warnell School of Forestry and Natural Resources | | | | | | | | | Yearly |
|----------------------|--|------------|--------------|-----------|----------|----------|-----------|----------|----------|--------|
| | General | | | Oxford | | | Cortona | | | |
| | Undergrad | Grad | Total | Undergrad | Grad | Total | Undergrad | Grad | Total | |
| Summer 2023 | 789 | 96 | 885 | - | - | 0 | - | - | 0 | 1,306 |
| Spring 2023 | 378 | 27 | 405 | - | - | 0 | - | - | 0 | |
| Fall 2022 | - | 16 | 16 | - | - | 0 | - | - | 0 | |
| Total 2022-23 | 1,167 | 139 | 1,306 | 0 | 0 | 0 | 0 | 0 | 0 | 833 |
| Summer 2022 | 726 | 60 | 786 | - | - | 0 | - | - | 0 | |
| Spring 2022 | - | - | 0 | - | - | 0 | - | - | 0 | |
| Fall 2021 | 44 | 3 | 47 | - | - | 0 | - | - | 0 | 6 |
| Total 2021-22 | 770 | 63 | 833 | 0 | 0 | 0 | 0 | 0 | 0 | |
| Summer 2021 | - | 3 | 3 | - | - | 0 | - | - | 0 | |
| Spring 2021 | - | 3 | 3 | - | - | 0 | - | - | 0 | 36 |
| Fall 2020 | - | - | 0 | - | - | 0 | - | - | 0 | |
| Total 2020-21 | 0 | 6 | 6 | 0 | 0 | 0 | 0 | 0 | 0 | |
| Summer 2020 | 12 | 3 | 15 | - | - | 0 | - | - | 0 | 771 |
| Spring 2020 | 15 | - | 15 | - | - | 0 | - | - | 0 | |
| Fall 2019 | - | - | 0 | 6 | - | 6 | - | - | 0 | |
| Total 2019-20 | 27 | 3 | 30 | 6 | 0 | 6 | 0 | 0 | 0 | |
| Summer 2019 | 228 | 27 | 255 | - | - | 0 | - | - | 0 | 771 |
| Spring 2019 | 500 | 13 | 513 | 3 | - | 3 | - | - | 0 | |
| Fall 2018 | - | - | 0 | - | - | 0 | - | - | 0 | |
| Total 2018-19 | 728 | 40 | 768 | 3 | 0 | 3 | 0 | 0 | 0 | |

| | | | | | | | | | | |
|---------|-------|-----|-------|---|---|---|---|---|---|-------|
| 2017-18 | 1,672 | 51 | 1,723 | - | - | - | - | - | - | 1,723 |
| 2016-17 | 1,714 | 28 | 1,742 | - | - | - | - | - | - | 1,742 |
| 2015-16 | 1,886 | 62 | 1,948 | 5 | - | 5 | - | - | - | 1,953 |
| 2014-15 | 1,756 | 29 | 1,785 | 5 | - | 5 | - | - | - | 1,790 |
| 2013-14 | 2,290 | 138 | 2,428 | - | - | - | - | - | - | 2,428 |
| 2012-13 | 1,564 | 44 | 1,607 | - | - | - | - | - | - | 1,607 |
| 2011-12 | 1,606 | 74 | 1,680 | - | - | - | - | - | - | 1,680 |
| 2010-11 | 1,259 | 93 | 1,353 | - | - | - | - | - | - | 1,353 |
| 2009-10 | 1,320 | 76 | 1,396 | - | - | - | - | - | - | 1,396 |
| 2008-09 | 1,696 | 52 | 1,748 | - | - | - | - | - | - | 1,748 |
| 2007-08 | 1,807 | 104 | 1,911 | - | - | - | - | - | - | 1,911 |
| 2006-07 | 1,740 | 203 | 1,943 | - | - | - | - | - | - | 1,943 |

Sources:

UGA Fact Book. Publication. Office of Institutional Research, University of Georgia. Office of Institutional Research, 2022. Office of Global Engagement StudyAway Portal Statistics from 2022-2023.



**UNIVERSITY OF
GEORGIA**

**Office of Global Engagement
Global Education
1324 S. Lumpkin St.
Athens, GA 30602**

**Follow Global Education on your favorite
social media platform!
@UGAStudyAbroad**



studyaway.uga.edu